


ANNAMACHARYA INSTITUTE OF TECHNOLOGY AND SCIENCES -TIRUPATHI		
BUDGET FOR IT FACILITIES		
YEAR	BUDGET ALLOCATED FOR IT FACILITIES	EXPENDITURE FOR IT FACILITIES
2017-18	4000000	2634495
2018-19	5500000	4766290
2019-20	1000000	888927
2020-21	3500000	2463463
2021-22	8000000	6589238

  
 ACCOUNTS & FINANCE OFFICER  
 ANNAMACHARYA INSTITUTE OF  
 TECHNOLOGY & SCIENCES - TIRUPATHI

  
 PRINCIPAL  
 Annamacharya Institute of  
 Technology & Sciences  
 Venkatapuram (V)  
 Renigunta (M), Tirupati - 517 520

## FIXED ASSETS :

Sl. No.	Name of the Assets	W.D.V. As on 01.4.2017	Additions during the year		Deductions	Total as on 31.03.2018	Rate %	Depreciation For the Year	W.D.V As on 31.03.2018
			More than six months	Less than six months					
1	College Buses	-	6,917,264	-	-	6,917,264	30%	2,075,179	4,842,085
2	Computers	1,366,598	2,591,920	42,575	-	4,001,093	40%	1,591,922	2,409,171
3	Electrical Equipment	3,746,491	-	757,206	-	4,503,697	15%	618,764	3,884,933
4	Furniture & Fittings	2,811,872	3,073,311	353,279	-	6,238,462	10%	606,182	5,632,280
5	Lab Equipment	11,091,879	-	997,500	-	12,089,379	15%	1,738,594	10,350,784
6	Library Books	706,033	327,330	432,582	-	1,465,945	40%	499,862	966,083
7	Office Equipment	1,917,350	183,200	90,000	-	2,190,550	15%	321,833	1,868,718
8	Generator	598,579	-	-	-	598,579	15%	89,787	508,792
9	Vehicle	28,025	-	-	-	28,025	15%	4,204	23,821
10	Buildings	-	157,719,507	6,979,599	-	164,699,106	10%	16,120,931	148,578,175
11	Solar Plant	-	14,402,387	-	-	14,402,387	40%	5,760,955	8,641,432
12	Land & Development	-	2,795,525	-	-	2,795,525	0%	-	2,795,525
	<b>GRAND TOTAL</b>	<b>22,266,827</b>	<b>188,010,444</b>	<b>9,652,741</b>	<b>-</b>	<b>219,930,012</b>		<b>29,428,212</b>	<b>190,501,800</b>

For Annamacharya Educational Trust



C-Chashkala  
SECRETARY.

PRINCIPAL

Annamacharya Institute of  
Technology & Sciences  
Venkatapuram (V)  
Renigunta (M), Tirupati - 517 520

## FIXED ASSETS :

Sl. No.	Name of the Assets	W.D.V. As 01.4.2018	Additions during the year		Deductions	Total as on 31.3.2019	Rate %	Depreciation For the Year	₹
			More than six months	Less than six months					W.D.V As on 31.03.2019
1	College Buses	4,842,084	-	-	-	4,842,084	30%	1,452,625	3,389,459
2	Computers	2,409,171	2,880,730	1,885,560	-	7,175,461	40%	2,493,072	4,682,389
3	Electrical Equipment	3,884,933	804,108	270,307	-	4,959,348	15%	723,629	4,235,719
4	Furniture & Fittings	5,632,280	167,804	262,401	-	6,062,485	10%	593,128	5,469,357
5	Lab Equipment	10,350,785	42,952	268,477	-	10,662,214	15%	1,579,196	9,083,018
6	Library Books	966,084	231,522	130,573	-	1,328,179	40%	505,157	823,022
7	Office Equipment	1,868,717	67,200	-	-	1,935,917	15%	290,388	1,645,529
8	Generator	508,792	-	-	-	508,792	15%	76,319	432,473
9	Vehicle	23,821	-	-	-	23,821	15%	3,573	20,248
10	Buildings	148,578,175	71,488	216,034	-	148,865,697	10%	14,875,768	133,989,929
11	Solar Plant	8,641,433	-	-	-	8,641,433	40%	3,456,573	5,184,860
12	Land & Development	2,795,525	-	-	-	2,795,525	0%	-	2,795,525
13	Building Under Constructio	-	91,609	485,193	-	576,802	0%	-	576,802
	<b>GRAND TOTAL</b>	<b>190,501,800</b>	<b>4,357,413</b>	<b>3,518,545</b>	<b>-</b>	<b>198,377,758</b>		<b>26,049,429</b>	<b>172,328,328</b>



of ANNAMACHARYA EDUCATIONAL TRUST

C. Sheela  
SECRETARY

PRINCIPAL  
Annamacharya Institute of  
Technology & Sciences  
Venkatapuram  
Renigunta (M), Tirupati


## FIXED ASSETS :

Sl. No.	Name of the Assets	W.D.V. As 01.4.2019	Additions during the year		Deductions	Total as on 31.3.2020	Rate %	Depreciation For the Year	W.D.V As on 31.03.2020
			More than six months	Less than six months					
1	College Buses	33,89,459	-	-	-	33,89,459	30%	10,16,838	23,72,621
2	Computers	46,82,389	4,15,772	4,73,155	-	55,71,316	40%	21,33,895	34,37,420
3	Electrical Equipment	42,35,719	-	2,28,590	-	44,64,309	15%	6,52,502	38,11,807
4	Furniture & Fittings	54,69,357	-	1,00,432	-	55,69,789	10%	5,51,957	50,17,831
5	Lab Equipment	90,83,018	-	7,92,911	-	98,75,929	15%	14,21,921	84,54,008
6	Library Books	8,23,022	-	1,34,907	-	9,57,929	40%	3,56,190	6,01,739
7	Office Equipment	16,45,529	1,40,719	3,56,595	-	21,42,843	15%	2,94,682	18,48,162
8	Generator	4,32,473	-	-	-	4,32,473	15%	64,871	3,67,602
9	Vehicle	20,248	-	-	-	20,248	15%	3,037	17,211
10	Buildings	13,39,89,929	-	-	-	13,39,89,929	10%	1,33,98,993	12,05,90,936
11	Solar Plant	51,84,860	-	-	-	51,84,860	40%	20,73,944	31,10,916
12	Land & Development	27,95,525	-	7,51,325	-	35,46,850	0%	-	35,46,850
13	Building Under Constructio	5,76,802	-	-	-	5,76,802	0%	-	5,76,802
	<b>GRAND TOTAL</b>	<b>17,23,28,328</b>	<b>5,56,491</b>	<b>28,37,915</b>	<b>-</b>	<b>17,57,22,734</b>		<b>2,19,68,830</b>	<b>15,37,53,904</b>



For ANNAMACHARYA EDUCATIONAL TRUST

C. Shashikala  
SECRETARY

  
PRINCIPAL  
Annamacharya Institute of  
Technology & Sciences  
Venkatapuram (V)  
Renigunta (M), Tirupati - 517 520

20-21

A.I.T.S-TIRUPATI-2020-21

FIXED ASSETS :

Sl. No.	Name of the Assets	W.D.V. As on 01.4.2020	Additions during the year		Deductions	Total as on 31.03.2021	Rate %	Depreciation For the Year	W.D.V As on 31.03.2021
			More than six months	Less than six months					
1	College Buses	23,72,621	-	-	-	23,72,621	30%	7,11,786	16,60,835
2	Computers	34,37,420	-	24,63,463	-	59,00,883	40%	18,67,661	40,33,223
3	Electrical Equipment	38,11,807	-	6,000	-	38,17,807	15%	5,72,221	32,45,586
4	Furniture & Fittings	50,17,831	-	10,76,414	-	60,94,245	10%	5,55,604	55,38,641
5	Lab Equipment	84,54,008	-	5,68,434	-	90,22,442	15%	13,10,734	77,11,708
6	Library Books	6,01,739	-	-	-	6,01,739	40%	2,40,695	3,61,043
7	Office Equipment	18,48,162	-	84,429	-	19,32,591	15%	2,83,556	16,49,034
8	Generator	3,67,602	-	-	-	3,67,602	15%	55,140	3,12,462
9	Vehicle	17,211	-	-	-	17,211	15%	2,582	14,629
10	Buildings	12,05,90,936	-	3,78,484	-	12,09,69,420	10%	1,20,78,018	10,88,91,402
11	Solar Plant	31,10,916	-	-	-	31,10,916	40%	12,44,366	18,66,550
12	Land & Development	35,46,850	-	-	-	35,46,850	0%	-	35,46,850
13	Building Under Construction	5,76,802	1,04,477	12,26,327	-	19,07,606	0%	-	19,07,606
	<b>GRAND TOTAL</b>	<b>15,37,53,904</b>	<b>1,04,477</b>	<b>58,03,551</b>	<b>-</b>	<b>15,96,61,932</b>		<b>1,89,22,364</b>	<b>14,07,39,569</b>

for ANNAMACHARYA EDUCATIONAL TRUST



*C. Chakrkala*  
SECRETARY


**PRINCIPAL**  
Annamacharya Institute of  
Technology & Sciences  
Venkatapuram (V)  
Renigunta (M), Tirupati - 517 520

1209/62

A.I.T.S-TIRUPATI-2021-22

FIXED ASSETS :

Sl. No.	Name of the Assets	W.D.V. As on 01.4.2021	Additions during the year		Deductions	Total as on 31.03.2022	Rate %	Depreciation For the Year	W.D.V As on 31.03.2022
			More than six months	Less than six months					
1	College Buses	16,60,835	-	-	-	16,60,835	30%	4,98,250	11,62,584
2	Computers	40,33,223	18,78,234	47,11,004	-	1,06,22,461	40%	33,06,783	73,15,677
3	Electrical Equipment	32,45,586	4,60,811	4,09,834	-	41,16,231	15%	5,86,697	35,29,534
4	Furniture & Fittings	55,38,641	5,33,932	1,84,540	-	62,57,113	10%	6,16,484	56,40,629
5	Lab Equipment	77,11,708	-	-	-	77,11,708	15%	11,56,756	65,54,952
6	Library Books	3,61,043	-	5,82,177	-	9,43,220	40%	2,60,853	6,82,368
7	Office Equipment	16,49,034	-	1,73,416	-	18,22,450	15%	2,60,361	15,62,089
8	Generator	3,12,462	-	-	-	3,12,462	15%	46,869	2,65,593
9	Vehicle	14,629	-	-	-	14,629	15%	2,194	12,435
10	Buildings	10,88,91,402	-	-	-	10,88,91,402	10%	1,08,89,140	9,80,02,262
11	Solar Plant	18,66,550	-	-	-	18,66,550	40%	7,46,620	11,19,930
12	Land & Development	35,46,850	-	-	-	35,46,850	0%	-	35,46,850
13	Building Under Construction	19,07,606	7,03,541	-	-	26,11,147	0%	-	26,11,147
	<b>GRAND TOTAL</b>	<b>14,07,39,569</b>	<b>35,76,518</b>	<b>60,60,971</b>	<b>-</b>	<b>15,03,77,058</b>		<b>1,83,71,009</b>	<b>13,20,06,050</b>



For ANNAMACHARYA EDUCATIONAL TRUST

C. Sheeshikala

SECRETARY

PRINCIPAL

Annamacharya Institute of  
Technology & Sciences  
Venkatapuram (V)  
Renigunta (M), Tirupati - 517 520