



**ANNAMACHARYA INSTITUTE OF TECHNOLOGY & SCIENCES: TIRUPATI**

**(Autonomous)**

(Effective for the batches admitted from 2023-24)

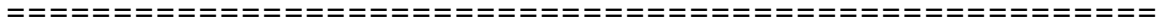
*REVISED ENGINEERING CURRICULUM*

*B. Tech.AK23 Course Structure*



**ANNAMACHARYA INSTITUTE OF TECHNOLOGY AND SCIENCES,  
TIRUPATI**

**(Autonomous)**



**B.Tech (Regular-Fulltime)**

(Effective for the students admitted into I year from the  
AcademicYear**2023-24** onwards)

**&**

**B.Tech.(Lateral Entry Scheme)**

(Effective for the students admitted into II year through Lateral  
Entry Scheme from the AcademicYear**2024-25** onwards)



**ANNAMACHARYA INSTITUTE OF TECHNOLOGY & SCIENCES: TIRUPATI**  
(Autonomous)

(Effective for the batches admitted from 2023-24)

REVISED ENGINEERING CURRICULUM

B. Tech.AK23 Course Structure

**B.TECH.-COURSESTRUCTURE–AK23**  
(Applicable from the academic year 2023-24 onwards)

**INDUCTIONPROGRAMME**

S.No.	CourseName	Category	L-T-P-C
1	PhysicalActivities-- Sports, YogaandMeditation,Plantation	MC	0-0-6-0
2	Career Counselling	MC	2-0-2-0
3	Orientation to all branches –career options, tools, etc.	MC	3-0-0-0
4	Orientation on admitted Branch—corresponding labs, tools and platforms	EC	2-0-3-0
5	ProficiencyModules&ProductivityTools	ES	2-1-2-0
6	Assessment on basic aptitude and mathematical skills	MC	2-0-3-0
7	Remedial Training in Foundation Courses	MC	2-1-2-0
8	HumanValues &ProfessionalEthics	MC	3-0-0-0
9	Communication Skills –focus on Listening, Speaking ,Reading, Writing skills	BS	2-1-2-0
10	Concepts of Programming	ES	2-0-2-0



**ANNAMACHARYA INSTITUTE OF TECHNOLOGY & SCIENCES: TIRUPATI**  
(Autonomous)

(Effective for the batches admitted from 2023-24)

**REVISED ENGINEERING CURRICULUM**

**B. Tech.AK23 Course Structure**

**Civil Engineering**

**B.Tech – I Year I Semester**

Sl. No.	Category	Course Code	Course Title	Hours per week			Credits	CIE	SEE	Total
				L	T	P				
1	BS	23ABS9903	Engineering Physics	3	0	0	3	30	70	100
2	BS	23ABS9904	Linear Algebra & Calculus	3	0	0	3	30	70	100
3	ES	23AES0201	Basic Electrical and Electronics Engineering	3	0	0	3	30	70	100
4	ES	23AES0301	Engineering Graphics	1	0	4	3	30	70	100
5	ES	23AES0501	Introduction to Programming	3	0	0	3	30	70	100
6	ES	23AES0503	IT Workshop	0	0	2	1	30	70	100
7	BS	23ABS9908	Engineering Physics Lab	0	0	2	1	30	70	100
8	ES	23AES0202	Electrical and Electronics Engineering Workshop	0	0	3	1.5	30	70	100
9	ES	23AES0502	Computer Programming Lab	0	0	3	1.5	30	70	100
10	HM	23AHM9904	NSS/NCC/Scouts & Guides/Community Service	-	-	1	0.5	50	-	50
<b>Total</b>				<b>13</b>	<b>00</b>	<b>15</b>	<b>20.5</b>			<b>950</b>

**B.Tech – I Year II Semester**

Sl. No.	Category	Course Code	Course Title	Hours per week			Credits	CIE	SEE	Total
				L	T	P				
1	HM	23AHM9901	Communicative English	2	0	0	2	30	70	100
2	BS	23ABS9902	Engineering Chemistry	3	0	0	3	30	70	100
3	BS	23ABS9905	Differential Equations & Vector Calculus	3	0	0	3	30	70	100
4	ES	23AES0101	Basic Civil & Mechanical Engineering	3	0	0	3	30	70	100
5	PC	23APC0101	Engineering Mechanics	3	0	0	3	30	70	100
6	HM	23AHM9902	Communicative English Lab	0	0	2	1	30	70	100
7	BS	23ABS9907	Engineering Chemistry Lab	0	0	2	1	30	70	100
8	ES	23AES0302	Engineering Workshop	0	0	3	1.5	30	70	100
9	PC	23APC0102	Engineering Mechanics & Building Practices Lab	0	0	3	1.5	30	70	100
10	HM	23AHM9903	Health and wellness, Yoga and Sports	-	-	1	0.5	50	-	50
<b>Total</b>				<b>14</b>	<b>0</b>	<b>11</b>	<b>19.5</b>			<b>950</b>



# ANNAMACHARYA INSTITUTE OF TECHNOLOGY & SCIENCES: TIRUPATI (Autonomous)

(Effective for the batches admitted from 2023-24)

**REVISED ENGINEERING CURRICULUM**

**B. Tech.AK23 Course Structure**

## **B.Tech. – II Year I Semester**

S.No.	Category	Title	L	T	P	Credits
1	BS&H	Engineering Mathematics (Branch specific)	3	0	0	3
2	BS&H	Universal Human Values	2	1	0	3
3	Engineering Science		2	0	0	2
4	Professional Core		3	0	0	3
5	Professional Core		3	0	0	3
6	Engineering Science		0	0	2	1
7	Professional Core		0	0	3	1.5
8	Professional Core		0	0	3	1.5
9	Skill enhancement course		0	1	2	2
10	Audit (Environmental Science)		2	0	0	-
Total			15	2	10	20

## **B.Tech. – II Year II Semester**

S.No.	Category	Title	L	T	P	Credits
1	Management Course - I		2	0	0	2
2	Engineering Science		3	0	0	3
3	Professional Core		3	0	0	3
4	Professional Core		3	0	0	3
5	Professional Core		3	0	0	3
6	Professional Core		0	0	2	1
7	Professional Core		0	0	3	1.5
8	Professional Core		0	0	3	1.5
9	Skill enhancement course		0	1	2	2
10	Design Thinking & Innovation		1	0	2	2
Total			15	1	12	22
Mandatory Community Service Project Internship of 08 weeks duration during summer vacation						

## **B.Tech. – III Year I Semester**

S.No.	Category	Title	L	T	P	Credits
1	Professional Core		3	0	0	3
2	Professional Core		3	0	0	3
3	Professional Elective - I		2	0	0	2
4	Open Elective - I		3	0	0	3
5	Open Elective - II		3	0	0	3
6	Professional Core		0	0	3	1.5
7	Professional Core		0	0	3	1.5
8	Skill enhancement course		0	1	2	2
9	Tinkering Lab		0	0	2	1
10	Evaluation of Community Service Internship		-	-	-	2
Total			14	1	10	22



**ANNAMACHARYA INSTITUTE OF TECHNOLOGY & SCIENCES: TIRUPATI**  
(Autonomous)

(Effective for the batches admitted from 2023-24)

**REVISED ENGINEERING CURRICULUM**

**B. Tech.AK23 Course Structure**

**B.Tech. – III Year II Semester**

S.No.	Category	Title	L	T	P	Credits
1	Professional Core		3	0	0	3
2	Professional Core		3	0	0	3
3	Professional Core		3	0	0	3
4	Professional Elective - II		3	0	0	3
5	Professional Elective - III		2	0	0	2
6	Open Elective - III		3	0	0	3
7	Professional Core		0	0	2	1
8	Professional Core		0	0	2	1
9	Skill enhancement course		0	1	2	2
10	Technical Paper Writing & IPR		2	0	0	-
Total			19	1	06	21
Mandatory Industry Internship of 08 weeks duration during summer vacation						

**B.Tech. – IV Year I Semester**

S.No.	Category	Title	L	T	P	Credits
1	Professional Core		3	0	0	3
2	Professional Core		3	0	0	3
3	Management Course - II		2	0	0	2
4	Professional Elective - IV		3	0	0	3
5	Professional Elective - V		3	0	0	3
6	Open Elective - IV		3	0	0	3
7	Professional Core		0	0	2	1
8	Professional Core		0	0	2	1
9	Skill enhancement course		0	1	2	2
10	Audit (Constitution of India)		2	0	0	-
11	Internship	Evaluation of Industry Internship	-	-	-	2
Total			19	1	06	23

**B.Tech. – IV Year II Semester**

S.No.	Category	Title	L	T	P	Credits
1	Internship & Project Work	Full semester Internship & project Work	0	0	24	12



AK23 Regulations


**ANNAMACHARYA INSTITUTE OF TECHNOLOGY & SCIENCES: TIRUPATI**  
(Autonomous)

(Effective for the batches admitted from 2023-24)

Year: I B.Tech

Semester: I and II Semester

Subject Title	Subject Code	Syllabus Content Removed	Syllabus Content Introduced	Percentage of Syllabus Content changed
Chemistry Lab	23ABS9906	Identification of simple organic compounds by IR.	Estimation of Ferrous Iron by Dichrometry	8.33%
Engineering Chemistry Lab	23ABS9907	Determination of Calorific value of gases by Junkers gas Calorimeter.	Estimation of copper by Iodometry.	8.33%
Engineering Physics	23ABS9903	-	Applications of dielectric materials	0.5%
		-	Applications of magnetic materials	0.5%
		Free Electron Theory: Classical free electron theory (Qualitative with discussion of merits and demerits) - Quantum free electron theory - electrical conductivity based on quantum free electron theory - Fermi-Dirac distribution - Density of states - Fermi energy	Nanomaterials: Introduction to Nanomaterials- Significance of nanoscale - Physical, Mechanical, Magnetic, and optical properties of nanomaterials -Synthesis of nanomaterials: Ball Milling, Applications of Nanomaterials.	10%
Engineering Physics Laboratory	23ABS9908	Estimation of Planck's constant using photoelectric effect.	Determination of the crystallite size using X-Ray Diffraction spectra.	5.55%
Engineering Mechanics & Building Practices Lab	23APC0102	Verification of Law of Parallelogram of Forces	Verification of Polygon law of forces	8.33%
Communicative English	23AHS9901	Compound words, Collocations	Verbs - tenses; subject-verb agreement	2%
		-	Cover letters	1%
		Technical Jargons	Idiom and phrases & Phrasal verbs	2%
Communicative English Lab	23AHS9902	(Neutralization / Accent Rules)	Non Verbal Communication	20%
		Resume Writing, Cover letter , SOP	Just A Minute	

  
**PRINCIPAL**  
ANNAMACHARYA INSTITUTE OF  
TECHNOLOGY & SCIENCES  
VENKATAPURAM (V.),  
RENIGUNTA (M), TIRUPATI-517 520



Common to I Sem ECE/ AI&DS/AI&ML/CE/ME & II Sem CSE/CIC/EEE/CSD

Subject Code:23ABS9903	Subject Name: Engineering Physics	L 3	T 0	P 0	Credits:3
---------------------------	-----------------------------------	--------	--------	--------	-----------

### Course Outcomes

- CO1: Analyze the intensity variation of light due to interference, diffraction, and polarization.
- CO2: Classify various crystals and their structures.
- CO3: Infer the properties of dielectric and magnetic materials.
- CO4: Analyze the basic concepts of quantum mechanics & interpret the properties of nanomaterials for multiple applications.
- CO5: Apply the fundamentals of semiconductors for device applications.

(All Cos revised)

#### UNIT I Wave Optics

10 Hrs

Interference: Introduction - Principle of superposition - Interference of light - Interference in thin films (Reflection Geometry) & applications - Newton's Rings, Determination of wavelength and refractive index.

Diffraction: Introduction - Fresnel and Fraunhofer diffractions - Fraunhofer diffraction due to single slit, double slit (Qualitative) - Diffraction Grating.

Polarization: Introduction - Types of polarization - Polarization by reflection, refraction and Double refraction - Nicol's Prism - Half wave and Quarter wave plates.

#### UNIT II Crystallography and X-ray diffraction

8 Hrs

Crystallography: Space lattice, Basis, Unit Cell and lattice parameters - Bravais Lattices - crystal systems (3D) - coordination number - packing fraction of SC, BCC & FCC - Miller indices - separation between successive (hkl) planes.

X-ray diffraction: Bragg's law - X-ray Diffractometer - crystal structure determination by Laue's and powder methods.

#### UNIT III Dielectric and Magnetic Materials

8 Hrs

Dielectric Materials: Introduction - Dielectric polarization - Dielectric polarizability, Susceptibility, Dielectric constant and Displacement Vector - Relation between the electric vectors - Types of polarizations- Electronic (Quantitative), Ionic (Quantitative) and Orientation polarizations (Qualitative) - Lorentz internal field - Clausius- Mossotti equation - Frequency dependence of polarization-Applications of Dielectric materials.

Magnetic Materials: Introduction - Magnetic dipole moment - Magnetization-Magnetic susceptibility and permeability - Atomic origin of magnetism - Classification of magnetic materials: Dia, para, Ferro, anti-ferro & Ferri magnetic materials - Domain concept for Ferromagnetism & Domain walls (Qualitative) - Hysteresis - soft and hard magnetic materials - Applications of magnetic materials.

1. Dr. K. Ramya -

2. Dr. P.V. Swetha -

3. Dr. B. Gopal Naik -

4. Mr. P. Lokanatha Reddy -

#### UNIT IV Quantum Mechanics and Nanomaterials

12 Hrs

Quantum Mechanics: Dual nature of matter – Heisenberg's Uncertainty Principle – Significance and properties of wave function – Schrodinger's time independent and dependent wave equations – Particle in a one-dimensional infinite potential well.

Nanomaterials Introduction to Nanomaterials – Significance of nanoscale – Physical, Mechanical, Magnetic, and optical properties of nanomaterials – Synthesis of nanomaterials: Ball Milling, Applications of Nanomaterials.

#### UNIT V Semiconductors

10 Hrs

Semiconductors: Formation of energy bands – classification of crystalline solids – Intrinsic semiconductor: Density of charge carriers – Electrical conductivity – Fermi level – Extrinsic semiconductor: density of charge carriers – dependence of Fermi energy on carrier concentration and temperature – Drift and diffusion currents – Einstein's equation – Hall effect and its applications – Applications of semiconductors.

#### Textbooks:


1. A Text book of Engineering Physics, M. N. Avadhanulu, P.G. Kshirsagar & TVS Arun Murthy, S. Chand Publications, 11th Edition 2019.
2. Engineering Physics - D.K. Bhattacharya and Poonam Tandon, Oxford press (2015)

#### Reference Books:

1. Engineering Physics - B.K. Pandey and S. Chaturvedi, Cengage Learning 2021.
2. Engineering Physics - Shatendra Sharma, Jyotsna Sharma, Pearson Education, 2018.
3. Engineering Physics – Sanjay D. Jain, D. Sahasrabudhe and Girish, University Press. 2010
4. Engineering Physics - M.R. Srinivasan, New Age international publishers (2009).

Web Resources: <https://www.loc.gov/rr/scitech/selected-internet/physics.html>

1. Dr. K. Ramya - 

3. Dr. B. Gopal Naik - 

2. Dr. P. V. Swetha - 

4. Ms. P. Lokanatha Reddy - 





ANNAMACHARYA INSTITUTE OF TECHNOLOGY & SCIENCES:: TIRUPATI:  
(AUTONOMOUS)

AK 23 Regulations

Year : I B.Tech

Semester : I

Branch of Study : Common to All

Subject Code: 23ABS9904	Subject Name: Linear Algebra and Calculus	L 3	T 0	P 0	Credits 3	CLC 3
----------------------------	--	--------	--------	--------	--------------	----------

**Course Objectives:** Students are expected to

- To equip the students with standard concepts and tools at an intermediate to advanced level mathematics to develop the confidence and ability among the students to handle various real-world problems and their applications.

**Course Outcomes:** At the end of the course, the student will be able to

- Develop and use of matrix algebra techniques that is needed by engineers for practical applications.
- Implement the concept of Eigen values & Eigen Vectors and Quadratic forms in Engineering problems.
- Utilize mean value theorems to real life problems.
- Apply the concept of Maxima & Minima of functions of several variables and use Jacobians in formation of practical problems.
- Employ the multivariable integral calculus for finding area and volume.

**Unit I : Matrices**

12 hrs

Rank of a matrix by echelon form, normal form. Cauchy–Binet formula (without proof). Inverse of Non- singular matrices by Gauss-Jordan method, System of linear equations: Solving system of Homogeneous and Non-Homogeneous equations by Gauss elimination method, Jacobi and Gauss Seidel Iteration Methods.

**Unit II : Eigenvalues, Eigenvectors and Orthogonal Transformation**

9 hrs

Eigenvalues, Eigenvectors and their properties, Diagonalization of a matrix, Cayley-Hamilton Theorem (without proof), finding inverse and power of a matrix by Cayley-Hamilton Theorem, Quadratic forms and Nature of the Quadratic Forms, Reduction of Quadratic form to canonical forms by Orthogonal Transformation.

**Unit III: Calculus**

9 hrs

Mean Value Theorems: Rolle's Theorem, Lagrange's mean value theorem with their geometrical interpretation, Cauchy's mean value theorem, Taylor's and Maclaurin theorems with remainders (without proof), Problems and applications on the above theorems.

**Unit IV: Partial differentiation and Applications (Multi variable calculus) 10hrs**

Functions of several variables: Continuity and Differentiability, Partial derivatives, total derivatives, chain rule, Directional derivative, Taylor's and Maclaurin's series expansion of functions of two variables. Jacobians, Functional dependence, maxima and minima of functions of two variables, method of Lagrange multipliers.

Dr. B. Anura Kumari -

**Unit V: Multiple Integrals****10 hrs**

Double integrals, triple integrals, change of order of integration, change of variables to polar, cylindrical and spherical coordinates. Finding areas (by double integrals) and volumes (by double integrals and triple integrals).

**Textbooks:**

1. B. S. Grewal, "Higher Engineering Mathematics", 44/e, Khanna Publishers, 2017.
2. Erwin Kreyszig, "Advanced Engineering Mathematics", 10/e, John Wiley & Sons, 2011.

**Reference Books:**

1. Thomas Calculus, George B. Thomas, Maurice D. Weir and Joel Hass, Pearson Publishers, 2018, 14<sup>th</sup> Edition.
2. Advanced Engineering Mathematics, R. K. Jain and S. R. K. Iyengar, Alpha Science International Ltd., 2021 5<sup>th</sup> Edition (9th reprint).
3. Advanced Modern Engineering Mathematics, Glyn James, Pearson publishers, 2018, 5<sup>th</sup> Edition.
4. Advanced Engineering Mathematics, Micheal Greenberg, , Pearson publishers, 9<sup>th</sup> edition
5. Higher Engineering Mathematics, H. K Das, Er. Rajnish Verma, S. Chand Publications, 2014, Third Edition (Reprint 2021)

**Correlation of COs with the POs & PSOs for B.Tech****AK-20 Regulations**

\*3: Highly Correlated, 2: Moderately Correlated, 1: Weakly Correlated

Course Title	Course Outcomes COs	Programme Outcomes(POs) & Programme Specific Outcomes(PSOs)													
		PO 1	PO 2	PO3	PO 4	PO 5	PO 6	PO 7	PO 8	PO 9	PO 10	PO 11	PO 12	PSO 1	PSO 2
Algebra & calculus	CO1	3													
	CO2	3													
	CO3	3													
	CO4		3												
	CO5		3												

Dr-B. Anuna Kumari - M.

## ANNAMACHARYA INSTITUTE OF TECHNOLOGY AND SCIENCES, TIRUPATI

(AUTONOMOUS)

AK23 Regulations

Year: I Semester: I / II Branch of Study: Common to all branches

Subject Code	Subject Name	L T P	Credits
23AES0201	Basic Electrical & Electronics Engineering	3 0 0	3

**Course Outcomes:**

After completion of the course, students will be able to:

**CO1:** Remember the fundamental laws of AC & DC circuits.

**CO2:** Understand operating principles of motors, generators, MC and MI instruments.

**CO3:** Understand the fundamentals of power generation, costing and safety.

**PART A****BASIC ELECTRICAL ENGINEERING****UNIT I DC & AC Circuits**

DC Circuits: Electrical circuit elements (R, L and C), Ohm's Law and its limitations, KCL & KVL, series, parallel, series-parallel circuits, Super Position theorem, Simple numerical problems.

AC Circuits: A.C. Fundamentals: Equation of AC Voltage and current, waveform, time period, frequency, amplitude, phase, phase difference, average value, RMS value, form factor, peak factor, Voltage and current relationship with phasor diagrams in R, L, and C circuits, Concept of Impedance, Active power, reactive power and apparent power, Concept of power factor (Simple Numerical problems).

**UNIT II Machines and Measuring Instruments**

Machines: Construction, principle and operation of (i) DC Motor, (ii) DC Generator, (iii) Single Phase Transformer, (iv) Three Phase Induction Motor and (v) Alternator, Applications of electrical machines.

Measuring Instruments: Construction and working principle of Permanent Magnet Moving Coil (PMMC), Moving Iron (MI) Instruments and Wheat Stone bridge.

 4/9/23

 4/9/23

**UNIT III Energy Resources, Electricity Bill & Safety Measures**

Energy Resources: Conventional and non-conventional energy resources; Layout and operation of various Power Generation systems: Hydel, Nuclear, Solar & Wind power generation.

Electricity bill: Power rating of household appliances including air conditioners, PCs, Laptops, Printers, etc. Definition of "unit" used for consumption of electrical energy, two-part electricity tariff, calculation of electricity bill for domestic consumers.

Equipment Safety Measures: Working principle of Fuse and Miniature circuit breaker (MCB), merits and demerits. Personal safety measures: Electric Shock, Earthing and its types, Safety Precautions to avoid shock.

**Textbooks:**

1. Basic Electrical Engineering, D. C. Kulshreshtha, Tata McGraw Hill, 2019, First Edition
2. Power System Engineering, P.V. Gupta, M.L. Soni, U.S. Bhatnagar and A. Chakrabarti, Dhanpat Rai & Co, 2013
3. Fundamentals of Electrical Engineering, Rajendra Prasad, PHI publishers, 2014, Third Edition

**Reference Books:**

1. Basic Electrical Engineering, D. P. Kothari and I. J. Nagrath, Mc Graw Hill, 2019, Fourth Edition
2. Principles of Power Systems, V.K. Mehtha, S. Chand Technical Publishers, 2020
3. Basic Electrical Engineering, T. K. Nagsarkar and M. S. Sukhija, Oxford University Press, 2017
4. Basic Electrical and Electronics Engineering, S. K. Bhattacharya, Person Publications, 2018, Second Edition.

**Web Resources:**

1. <https://nptel.ac.in/courses/108105053>
2. <https://nptel.ac.in/courses/108108076>

*RD*  
*4/9/23*

*AB@ceemf*  
*4/9/23*

**PART B****BASIC ELECTRONICS ENGINEERING****Course Outcomes:**

After completion of the course, students will be able to:

**C04:** Apply the concept of science and mathematics to understand the working of diodes, transistors, and their applications.

**C05:** Understand the characteristics of diodes and transistors.

**C06:** Understand the number systems, working mechanism of different combinational, sequential circuits and their role in the digital systems.

**UNIT I SEMICONDUCTOR DEVICES**

Introduction - Evolution of electronics – Vacuum tubes to nano electronics - Characteristics of PN Junction Diode — Zener Effect — Zener Diode and its Characteristics. Bipolar Junction Transistor — CB, CE, CC Configurations and Characteristics — Elementary Treatment of Small Signal CE Amplifier.

**UNIT II BASIC ELECTRONIC CIRCUITS AND INSTRUMENTATION**

Rectifiers and power supplies: Block diagram description of a DC power supply, working of a full wave bridge rectifier, capacitor filter (no analysis), working of simple Zener voltage regulator. Amplifiers: Block diagram of Public Address system, Circuit diagram and working of common emitter (RC coupled) amplifier with its frequency response. Electronic Instrumentation: Block diagram of an electronic instrumentation system.

**UNIT III DIGITAL ELECTRONICS**

Overview of Number Systems, Logic gates including Universal Gates, BCD codes, Excess-3 code, Gray code, Hamming code. Boolean Algebra, Basic Theorems and properties of Boolean Algebra, Truth Tables and Functionality of Logic Gates – NOT, OR, AND, NOR, NAND, XOR and XNOR. Simple combinational circuits–Half and Full Adder, Introduction to sequential circuits, Flip flops, Registers and counters (Elementary Treatment only)

**Textbooks:**

1. R. L. Boylestad & Louis Nashlesky, Electronic Devices & Circuit Theory, Pearson Education, 2021.
2. R. P. Jain, Modern Digital Electronics, 4th Edition, Tata Mc Graw Hill, 2009

**Reference Books:**

1. R. S. Sedha, A Textbook of Electronic Devices and Circuits, S. Chand & Co, 2010.
2. Santiram Kal, Basic Electronics- Devices, Circuits and IT Fundamentals, Prentice Hall, India, 2002.
3. R. T. Paynter, Introductory Electronic Devices & Circuits – Conventional Flow Version, Pearson Education, 2009.

*ROD*  
4/19/23

*K. S. S. S.*  
4/19/23

AK23 Regulations

Mapping of course outcomes with program outcomes

	P01	P02	P03	P04	P05	P06	P07	P08	P09	PO 10	PO 11	PO 12	PS01	PS02
C01	3	3	1	2	1								2	
C02	3	2	1	2									1	
C03	3	1	1										1	2
C04	3	2	1	2									2	1
C05	3	1	1	2	1								2	1
C06	3	1											1	2

(Levels of Correlation, viz., 1. Low, 2. Moderate, 3. High)

*PP*  
4/19/23

*to access*  
Jul 9/23



AK23 Regulations

**ANNAMACHARYA INSTITUTE OF TECHNOLOGY AND SCIENCES, TIRUPATI**  
(Autonomous)

**Detailed Syllabus for Four Year Regular B.Tech. Degree Program**  
(Effective for the batches admitted from 2023-24)  
**MECHANICAL ENGINEERING (ME)**

Year: I	Semester: I/II	Branch of Study: Common to all Branches			
Subject Code	Subject Name	L	T	P	Credits
23AES0301	Engineering Graphics	1	0	4	3

**Course Outcomes:**

- CO: 1 Understand the principles of engineering drawing, including engineering curves, scales.
- CO: 2 Draw and interpret orthographic projections of points, lines, planes and solids in front, top and side views
- CO: 3 Understand and draw projection of solids in various positions in first quadrant
- CO: 4 Explain principles behind development of surfaces
- CO: 5 Prepare isometric and orthographic views of simple solids and design of simple solids in CAD

**Unit I: Introduction:** Lines, Lettering and Dimensioning, Geometrical Constructions and Constructing regular polygons by general methods.

**Curves:** construction of ellipse, parabola and hyperbola by general, Cycloids, Involute, Normal and tangent to Curves.

**Scales:** Plain scales, diagonal scales and vernier scales.

**Unit II**

**Orthographic Projections:** Reference plane, importance of reference lines or Plane, Projections of a point situated in any one of the four quadrants.

**Projections of Straight Lines:** Projections of straight lines parallel to both reference planes, perpendicular to one reference plane and parallel to other reference plane, inclined to one reference plane and parallel to the other reference plane. Projections of Straight Line Inclined to both the reference planes

**Projections of Planes:** regular planes Perpendicular to both reference planes, parallel to one reference plane and inclined to the other reference plane; plane inclined to both the reference planes.

**Unit III**

**Projections of Solids:** Types of solids: Polyhedra and Solids of revolution. Projections of solids in simple positions: Axis perpendicular to horizontal plane, Axis perpendicular to vertical plane and Axis parallel to both the reference planes, Projection of Solids with axis inclined to one reference plane and parallel to another plane.

**Unit IV**

**Sections of Solids:** Perpendicular and inclined section planes, Sectional views and True shape of section, Sections of solids in simple position only.

**Development of Surfaces:** Methods of Development: Parallel line development and radial line development. Development of a cube, prism, cylinder, pyramid and cone.

**Unit V**

**Conversion of Views:** Conversion of isometric views to orthographic views; Conversion of orthographic views to isometric views.

*M. Behr*  
HEAD  
DEPT. OF MECHANICAL ENGG  
A/TS., TIRUPATI - 517 520



ANNAMACHARYA INSTITUTE OF TECHNOLOGY AND SCIENCES, TIRUPATI  
(Autonomous)

AK23 Regulations

Detailed Syllabus for Four Year Regular B.Tech. Degree Program  
(Effective for the batches admitted from 2023-24)  
MECHANICAL ENGINEERING (ME)

**Computer graphics:** Creating 2D&3D drawings of objects including PCB and Transformations using Auto CAD (Not for end examination).

**Text Books:**

1. K. L. Narayana & P. Kannaiah, Engineering Drawing, 3/e, Scitech Publishers
2. N. D. Bhatt, Engineering Drawing, 53/e, Charotar Publishers

**Reference Books:**

1. Engineering Drawing, K.L. Narayana and P. Kannaiah, Tata McGraw Hill, 2013.
2. Engineering Drawing, M.B. Shah and B.C. Rana, Pearson Education Inc, 2009.
3. Engineering Drawing with an Introduction to AutoCAD, Dhananjay Jolhe, Tata McGraw Hill, 2017.

CO/PO	PO1	PO2	PO3	PO4	PO5	PO6	PO7	PO8	PO9	PO10	PO11	PO12	PS01	PS02	PS03
CO1	3														
CO2	3	1													
CO3	3											1			
CO4	3											2			
CO5	3				3							3			

N. B. S. S.  
HEAD  
DEPT. OF MECHANICAL ENGL  
AITS., TIRUPATI - 517 520





Course Code	INTRODUCTION TO PROGRAMMING (Common to All branches of Engineering)	L	T	P	C
23AES0501		3	0	0	3

### Course Objectives:

- To introduce students to the fundamentals of computer programming.
- To provide hands-on experience with coding and debugging.
- To foster logical thinking and problem-solving skills using programming.
- To familiarize students with programming concepts such as data types, control structures, functions, and arrays.
- To encourage collaborative learning and teamwork in coding projects.

**Course Outcomes:** A student after completion of the course will be able to

CO1: Understand basics of computers, the concept of algorithm and algorithmic thinking.

CO2: Analyse a problem and develop an algorithm to solve it.

CO3: Implement various algorithms using the C programming language.

CO4: Understand more advanced features of C language.

CO5: Develop problem-solving skills and the ability to debug and optimize the code.

### UNIT I Introduction to Programming and Problem Solving

History of Computers, Basic organization of a computer: ALU, input-output units, memory, program counter. Introduction to Programming Languages, Basics of a Computer Program- Algorithms, flowcharts (Using Dia Tool), pseudo code. Introduction to Compilation and Execution, Primitive Data Types, Variables, and Constants, Basic Input and Output, Operations, Type Conversion, and Casting.

Problem solving techniques: Algorithmic approach, characteristics of algorithm, Problem solving strategies: Top-down approach. Bottom-up approach. Time and space complexities of algorithms.

### UNIT II Control Structures

Simple sequential programs Conditional Statements (if, if-else, switch), Loops (for, while, do-while) Break and Continue.

### UNIT III Arrays and Strings

Arrays indexing, memory model, programs with array of integers, two dimensional arrays, Introduction to Strings.

### UNIT IV Pointers & User Defined Data types

Pointers, dereferencing and address operators, pointer and address arithmetic, array manipulation using pointers, User-defined data types-Structures and Unions.

*B. Ramaswamy*  
HEAD  
Dept. of Computer Science & Engg  
Annamacharya Institute of  
Technology & Sciences, Tirupati-5  
4/9/23

## UNIT V Functions & File Handling

Introduction to Functions, Function Declaration and Definition, Function call Return Types and Arguments, modifying parameters inside functions using pointers, arrays as parameters. Scope and Lifetime of Variables, Basics of File Handling

**Note:** The syllabus is designed with C Language as the fundamental language of implementation.

### Textbooks:

1. "The C Programming Language", Brian W. Kernighan and Dennis M. Ritchie, Prentice-Hall, 1988
2. Schaum's Outline of Programming with C, Byron S Gottfried, McGraw-Hill Education, 1996

### Reference Books:

1. Computing fundamentals and C Programming, Balagurusamy, E., McGraw-Hill Education, 2008.
2. Programming in C, Rema Theraja, Oxford, 2016, 2nd edition
3. C Programming, A Problem Solving Approach, Forouzan, Gilberg, Prasad, CENGAGE, 3rd edition

### Mapping of course outcomes with program outcomes

	PO1	PO2	PO3	PO4	PO5	PO6	PO7	PO8	PO9	PO10	PO11	PO12	PSO1	PSO2
CO1	2	2											3	
CO2	3	3	2	3	3								2	
CO3	2	3	2	2	3								2	2
CO4	2	2	2	2	2								2	2
CO5	2	2	2	3	2							2	2	2

(Levels of Correlation, viz., 1-Low, 2-Moderate, 3 High)

*B. Raman Reddy*  
HEAD  
Dept. of Computer Science & Engg  
Annamacharya Institute of  
Technology & Sciences, Tirupati-5



Course Code	IT WORKSHOP	L	T	P	C
23AES0503	(Common to all branches of Engineering)	0	0	2	1

**Course Objectives:**

- To introduce the internal parts of a computer, peripherals, I/O ports, connecting cables
- To demonstrate configuring the system as Dual boot both Windows and other Operating Systems Viz. Linux, BOSS
- To teach basic command line interface commands on Linux.
- To teach the usage of Internet for productivity and self-paced life-long learning
- To introduce Compression, Multimedia and Antivirus tools and Office Tools such as Word processors, Spread sheets and Presentation tools.

**Course Outcomes:**

CO1: Perform Hardware troubleshooting.

CO2: Understand Hardware components and inter dependencies.

CO3: Safeguard computer systems from viruses/worms.

CO4: Document/ Presentation preparation.

CO5: Perform calculations using spreadsheets.

**PC Hardware & Software Installation**

**Task 1:** Identify the peripherals of a computer, components in a CPU and its functions. Draw the block diagram of the CPU along with the configuration of each peripheral and submit to your instructor.

**Task 2:** Every student should disassemble and assemble the PC back to working condition. Lab instructors should verify the work and follow it up with a Viva. Also students need to go through the video which shows the process of assembling a PC. A video would be given as part of the course content.

**Task 3:** Every student should individually install MS windows on the personal computer. Lab instructor should verify the installation and follow it up with a Viva.

**Task 4:** Every student should install Linux on the computer. This computer should have windows installed. The system should be configured as dual boot (VMWare) with both Windows and Linux. Lab instructors should verify the installation and follow it up with a Viva

**Task 5:** Every student should install BOSS on the computer. The system should be configured as dual boot (VMWare) with both Windows and BOSS. Lab instructors should verify the installation and follow it up with a Viva

**Internet & World Wide Web**

**Task1:** Orientation & Connectivity Boot Camp: Students should get connected to their Local Area Network and access the Internet. In the process they configure the TCP/IP setting. Finally students should demonstrate, to the instructor, how to access the websites and email. If there is no internet connectivity preparations need to be made by the instructors to simulate the WWW on the LAN.

*B. Rama Reddy*  
4/5/23  
HEAD  
Dept. of Computer Science & Engg  
Annamacharya Institute of  
Technology & Sciences, Tirupati-5

**Task 2:** Web Browsers, Surfing the Web: Students customize their web browsers with the LAN proxy settings, bookmarks, search toolbars and pop up blockers. Also, plug-ins like Macromedia Flash and JRE for applets should be configured.

**Task 3:** Search Engines & Netiquette: Students should know what search engines are and how to use the search engines. A few topics would be given to the students for which they need to search on Google. This should be demonstrated to the instructors by the student.

**Task 4:** Cyber Hygiene: Students would be exposed to the various threats on the internet and would be asked to configure their computer to be safe on the internet. They need to customize their browsers to block pop ups, block active x downloads to avoid viruses and/or worms.

### **LaTeX and WORD**

**Task 1 – Word Orientation:** The mentor needs to give an overview of La TeX and Microsoft (MS) office or equivalent (FOSS) tool word: Importance of La TeX and MS office or equivalent (FOSS) tool Word as word Processors, Details of the four tasks and features that would be covered in each, Using La TeXand word – Accessing, overview of toolbars, saving files, Using help and resources, rulers, format painter in word.

**Task 2:** Using La TeX and Word to create a project certificate. Features to be covered:- Formatting Fonts in word, Drop Cap in word, Applying Text effects, Using Character Spacing, Borders and Colors, Inserting Header and Footer, Using Date and Time option in both La TeX and Word.

**Task 3:** Creating project abstract Features to be covered:-Formatting Styles, Inserting table, Bullets and Numbering, Changing Text Direction, Cell alignment, Footnote, Hyperlink, Symbols, Spell Check, Track Changes.

**Task 4:** Creating a Newsletter: Features to be covered:- Table of Content, Newspaper columns, Images from files and clipart, Drawing toolbar and Word Art, Formatting Images, Textboxes, Paragraphs and Mail Merge in word.

### **EXCEL**

**Excel Orientation:** The mentor needs to tell the importance of MS office or equivalent (FOSS) tool Excel as a Spreadsheet tool, give the details of the four tasks and features that would be covered in each. Using Excel – Accessing, overview of toolbars, saving excel files, Using help and resources.

**Task 1:** Creating a Scheduler - Features to be covered: Gridlines, Format Cells, Summation, auto fill, Formatting Text

**Task 2:** Calculating GPA -. Features to be covered:- Cell Referencing, Formulae in excel – average, std. deviation, Charts, Renaming and Inserting worksheets, Hyper linking, Count function,

### **LOOKUP/VLOOKUP**

*B. Ramasubramanian*  
HEAD  
Dept. of Computer Science & Engg.  
Annamacharya Institute of  
Technology & Sciences, Tirupati-5

**Task 3:** Split cells, freeze panes, group and outline, Sorting, Boolean and logical operators, Conditional formatting

### **POWER POINT**

**Task 1:** Students will be working on basic power point utilities and tools which help them create basic power point presentations. PPT Orientation, Slide Layouts, Inserting Text, Word Art, Formatting Text, Bullets and Numbering, Auto Shapes, Lines and Arrows in PowerPoint.

**Task 2:** Interactive presentations - Hyperlinks, Inserting –Images, Clip Art, Audio, Video, Objects, Tables and Charts.

**Task 3:** Master Layouts (slide, template, and notes), Types of views (basic, presentation, slide slotter, notes etc), and Inserting – Background, textures, Design Templates, Hidden slides.

### **AI TOOLS – ChatGPT**

**Task 1:** Prompt Engineering: Experiment with different types of prompts to see how the model responds. Try asking questions, starting conversations, or even providing incomplete sentences to see how the model completes them.

- Ex: Prompt: "You are a knowledgeable AI. Please answer the following question: What is the capital of France?"

**Task 2:** Creative Writing: Use the model as a writing assistant. Provide the beginning of a story or a description of a scene, and let the model generate the rest of the content. This can be a fun way to brainstorm creative ideas

- Ex: Prompt: "In a world where gravity suddenly stopped working, people started floating upwards. Write a story about how society adapted to this new reality."

**Task 3:** Language Translation: Experiment with translation tasks by providing a sentence in one language and asking the model to translate it into another language. Compare the output to see how accurate and fluent the translations are.

- Ex: Prompt: "Translate the following English sentence to French: 'Hello, how are you doing today?'"

### **Reference Books:**


1. Comdex Information Technology course tool kit, Vikas Gupta, WILEY Dream tech, 2003
2. The Complete Computer upgrade and repair book, Cheryl A Schmidt, WILEY Dream tech, 2013, 3rd edition
3. Introduction to Information Technology, ITL Education Solutions limited, Pearson Education, 2012, 2nd edition
4. PC Hardware - A Handbook, Kate J. Chase, PHI (Microsoft)
5. LaTeX Companion, Leslie Lamport, PHI/Pearson.
6. IT Essentials PC Hardware and Software Companion Guide, David Anfins on and Ken Quamme. – CISCO Press, Pearson Education, 3rd edition
7. IT Essentials PC Hardware and Software Labs and Study Guide, Patrick Regan– CISCO Press, Pearson Education, 3rd edition

  
HEAD  
Dept. of Computer Science & Engg  
Annamacharya Institute of  
Technology & Sciences, Tirupati-5

### Mapping of course outcomes with program outcomes

	PO1	PO2	PO3	PO4	PO5	PO6	PO7	PO8	PO9	PO10	PO11	PO12	PSO1	PSO2
CO1	2				1									
CO2	2													
CO3	2				2	2						2		
CO4	2		2		2	2						1	1	
CO5	2	2			2	2						2		

(Levels of Correlation, viz., 1-Low, 2-Moderate, 3 High)

  
 HEAD  
 Dept. of Computer Science & Engg  
 Annamacharya Institute of  
 Technology & Sciences, Tirupati-5



# ANNAMACHARYA INSTITUTE OF TECHNOLOGY SCIENCES: TIRUPATI

(Autonomous)

I B.Tech

AK23 Regulations

Common to I Sem ECE/ AI&DS/AI&ML/CE/ME & II Sem CSE/CIC/EEE/CSD

Subject Code:23ABS9908	Subject Name: <b>Engineering Physics Lab</b>	L 0	T 0	P 2	Credits:1
---------------------------	--	--------	--------	--------	-----------

## Course Outcomes

**CO1:** Analyze the properties of light by operating optical instruments.

**CO2:** Estimate the crystallite size using X-ray diffraction and verify the properties of transverse waves.

**CO3:** Investigate the various properties of dielectric and magnetic behavior of the given material.

**CO4:** Assess the mechanics of materials for multiple engineering applications.

**CO5:** Evaluate the various parameters of a given semiconductor material.

(All COs revised)

## List of Experiments:

1. Determination of radius of curvature of a given Plano-convex lens by Newton's rings.
2. Determination of wavelengths of different spectral lines in mercury spectrum using diffraction grating in normal incidence configuration.
3. Study the variation of B versus H by magnetizing the magnetic material (B-H curve).
4. Determination of wavelength of Laser light using diffraction grating.
5. Magnetic field along the axis of a current carrying circular coil by Stewart Gee's Method.
6. Determination of energy gap of a semiconductor using p-n junction diode.
7. Determination of the resistivity of semiconductors by four probe methods.
8. **Determination of the crystallite size using X-Ray Diffraction spectra.**
9. Determination of the numerical aperture of a given optical fiber and angle of acceptance.
10. **Verification of Brewster's law.**
11. **Determination of acceleration due to gravity and radius of Gyration by using a compound pendulum.**
12. Determination of rigidity modulus of the material of the given wire using Torsional pendulum.
13. Determination of temperature coefficients of a thermistor.
14. Determination of dielectric constant using charging and discharging method.
15. Determination of Hall voltage and Hall coefficient of a given semiconductor using Hall effect.
16. Sonometer: Verification of laws of stretched string.
17. Determination of magnetic susceptibility by Kundt's tube method.

1. Dr. K. Ramya -

3. Dr. B. Gopal Naidu -

4. Mr. P. Lokanatha Reddy -

2. Dr. P. V. Swetha -

18. Determination of Frequency of electrically maintained tuning fork by Melde's experiment.

**Note:** Any TEN of the listed experiments are to be conducted. Out of which any TWO Experiments may be conducted in virtual mode.

**References:** A Textbook of Practical Physics - S. Balasubramanian, M.N. Srinivasan, S. Chand Publishers, 2017.

**URL:** [www.vlab.co.in](http://www.vlab.co.in)

1. Dr. K. Ramya - K.R.

3. Dr. B. Gopal Naidu - B.G.N.

2. Dr. P.V. Swetha - P.V.

4. Mr. P. Lokanatha Reddy - P.L.R.



## ANNAMACHARYA INSTITUTE OF TECHNOLOGY AND SCIENCES, TIRUPATI

(AUTONOMOUS)

AK23 Regulations

Year: I Semester: I / II Branch of Study: Common to all branches

Subject Code	Subject Name	L T P	Credits
23AES0202	Electrical & Electronics Engineering Workshop	0 0 3	1.5

**Course Outcomes:**

After completion of the course, students will be able to:

**CO1:** Understand the Electrical circuit design concept; measurement of resistance, power, power factor.

**CO2:** Apply the theoretical concepts and operating principles to derive mathematical models for circuits, Electrical machines and measuring instruments; calculations for the measurement of resistance, power and power factor.

**CO3:** Design suitable circuits and methodologies for the measurement of various electrical parameters; Household and commercial wiring.

**Activities:**

1. Familiarization of commonly used Electrical & Electronic Workshop Tools: Bread board, Solder, cables, relays, switches, connectors, fuses, Cutter, plier, screwdriver set, wire stripper, flux, knife/blade, soldering iron, de-soldering pump etc.
  - Provide some exercises so that hardware tools and instruments are learned to be used by the students.
2. Familiarization of Measuring Instruments like Voltmeters, Ammeters, multimeter, LCR-Q meter, Power Supplies, CRO, DSO, Function Generator, Frequency counter.
  - Provide some exercises so that measuring instruments are learned to be used by the students.
3. Components:
  - Familiarization/Identification of components (Resistors, Capacitors, Inductors, Diodes, transistors, IC's etc.) - Functionality, type, size, colour coding package, symbol, cost etc.
  - Testing of components like Resistor, Capacitor, Diode, Transistor, ICs etc. - Compare values of components like resistors, inductors, capacitors etc with the measured values by using instruments

  
4/9/23

  
9/9/22

**PART A****ELECTRICAL ENGINEERING LAB****List of experiments:**

1. Verification of KCL and KVL
2. Verification of Superposition theorem
3. Measurement of Resistance using Wheat stone bridge
4. Magnetization Characteristics of DC shunt Generator
5. Measurement of Power and Power factor using Single-phase wattmeter
6. Measurement of Earth Resistance using Megger
7. Calculation of Electrical Energy for Domestic Premises

**Reference Books:**

1. Basic Electrical Engineering, D. C. Kulshreshtha, Tata McGraw Hill, 2019, First Edition
2. Power System Engineering, P.V. Gupta, M.L. Soni, U.S. Bhatnagar and A. Chakrabarti, Dhanpat Rai & Co, 2013
3. Fundamentals of Electrical Engineering, Rajendra Prasad, PHI publishers, 2014, Third Edition

Note: Minimum Six Experiments to be performed.

**PART B****ELECTRONICS ENGINEERING LAB****Course Outcomes:**

After completion of the course, students will be able to:

**C04:** Identify & test various electronic components and usage of electronic measuring instruments.

**C05:** Plot and discuss the characteristics of various electronic devices.

**C06:** Explain the operation of a digital circuit.

**List of Experiments:**

1. Plot V-I characteristics of PN Junction diode A) Forward bias B) Reverse bias.
2. Plot V – I characteristics of Zener Diode and its application as voltage Regulator.
3. Implementation of half wave and full wave rectifiers
4. Plot Input & Output characteristics of BJT in CE and CB configurations
5. Frequency response of CE amplifier.
6. Simulation of RC coupled amplifier with the design supplied.
7. Verification of Truth Table of AND, OR, NOT, NAND, NOR, Ex-OR, Ex-NOR gates using ICs.
8. Verification of Truth Tables of S-R, J-K& D flip flops using respective ICs.

*[Signature]*  
4/9/23

*[Signature]*  
4/9/23

## AK23 Regulations

Tools / Equipment Required: DC Power supplies, Multi meters, DC Ammeters, DC Voltmeters, AC Voltmeters, CROs, all the required active devices.

### References:

1. R. L. Boylestad & Louis Nashlesky, Electronic Devices & Circuit Theory, Pearson Education, 2021.
2. R. P. Jain, Modern Digital Electronics, 4th Edition, Tata Mc Graw Hill, 2009
3. R. T. Paynter, Introductory Electronic Devices & Circuits – Conventional Flow Version, Pearson Education, 2009.

Note: Minimum Six Experiments to be performed. All the experiments shall be implemented using both Hardware and Software.

### Mapping of course outcomes with program outcomes

	PO1	PO2	PO3	PO4	PO5	PO6	PO7	PO8	PO9	PO 10	PO 11	PO 12	PSO 1	PSO 2
C01	3	2	2										2	
C02	3	2	2										2	
C03	3	1	1										2	
C04	3	2	2										2	1
C05	3	1	2										2	2
C06	3	1											2	1

(Levels of Correlation, viz., 1. Low, 2. Moderate, 3. High)

*[Signature]*  
4/9/23

*[Signature]*  
u/19/23



ANNAMACHARYA INSTITUTE OF TECHNOLOGY AND SCIENCES, TIRUPATI  
(AUTONOMOUS)

Department of Computer Science and Engineering  
(Effective for the batches admitted from 2023-24)

Course Code	COMPUTER PROGRAMMING LAB (Common to All branches of Engineering)	L	T	P	C
23AES0502		0	0	3	1.5

**Course Objectives:**

The course aims to give students hands – on experience and train them on the concepts of the C-programming language.

**Course Outcomes:**

CO1: Read, understand, and trace the execution of programs written in C language.

CO2: Select the right control structure for solving the problem.

CO3: Develop C programs which utilize memory efficiently using programming constructs like pointers.

CO4: Develop, Debug and Execute programs to demonstrate the applications of arrays, functions, basic concepts of pointers in C.

CO5: Develop functions using call by value and scope.

**UNIT I WEEK 1**

**Objective:** Getting familiar with the programming environment on the computer and writing the first program.

**Suggested Experiments/Activities:**

**Tutorial 1:** Problem-solving using Computers.

**Lab1:** Familiarization with programming environment

- i) Basic Linux environment and its editors like Vi, Vim & Emacs etc.
- ii) Exposure to Turbo C, gcc
- iii) Writing simple programs using printf(), scanf()

**WEEK 2**

**Objective:** Getting familiar with how to formally describe a solution to a problem in a series of finite steps both using textual notation and graphic notation.

**Suggested Experiments /Activities:**

**Tutorial 2:** Problem-solving using Algorithms and Flow charts.

**Lab 2:** Converting algorithms/flow charts into C Source code.

Developing the algorithms/flowcharts for the following sample programs


- i) Sum and average of 3 numbers
- ii) Conversion of Fahrenheit to Celsius and vice versa
- iii) Simple interest calculation

**WEEK 3**

**Objective:** Learn how to define variables with the desired data-type, initialize them with appropriate values and how arithmetic operators can be used with variables and constants.

**Suggested Experiments/Activities:**

**Tutorial 3:** Variable types and type conversions:

  
HEAD  
Dept. of Computer Science & Engg  
Annamacharya Institute of  
Technology & Sciences, Tirupati-51

**Lab 3:** Simple computational problems using arithmetic expressions.

- i) Finding the square root of a given number
- ii) Finding compound interest
- iii) Area of a triangle using heron's formulae
- iv) Distance travelled by an object

#### UNIT II WEEK 4

**Objective:** Explore the full scope of expressions, type-compatibility of variables & constants and operators used in the expression and how operator precedence works.

#### Suggested Experiments/Activities:

**Tutorial4:** Operators and the precedence and as associativity:

**Lab4:** Simple computational problems using the operator' precedence and associativity

- i) Evaluate the following expressions.
  - a.  $A+B*C+(D*E) + F*G$
  - b.  $A/B*C-B+A*D/3$
  - c.  $A+++B---A$
  - d.  $J= (i++) + (++i)$
- ii) Find the maximum of three numbers using conditional operator
- iii) Take marks of 5 subjects in integers, and find the total, average in float

#### WEEK 5

**Objective:** Explore the full scope of different variants of "if construct" namely if-else, null- else, if-else if\*-else. switch and nested-if including in what scenario each one of them can be used and how to use them. Explore all relational and logical operators while writing conditionals for "if construct".

#### Suggested Experiments/Activities:

**Tutorial 5:** Branching and logical expressions:

**Lab 5:** Problems involving if-then-else structures.

- i) Write a C program to find the max and min of four numbers using if-else.
- ii) Write a C program to generate electricity bill.
- iii) Find the roots of the quadratic equation.
- iv) Write a C program to simulate a calculator using switch case.
- v) Write a C program to find the given year is a leap year or not.

#### WEEK 6

**Objective:** Explore the full scope of iterative constructs namely while loop, do-while loop and for loop in addition to structured jump constructs like break and continue including when each of these statements is more appropriate to use.

#### Suggested Experiments/Activities:

**Tutorial 6:** Loops, while and for loops

**Lab 6:** Iterative problems e.g., the sum of series

- i) Find the factorial of given number using any loop.
- ii) Find the given number is a prime or not.
- iii) Compute sine and cos series
- iv) Checking a number palindrome
- v) Construct a pyramid of numbers.

*B. Ramakrishna*  
HEAD  
4/9/22

### UNIT III WEEK 7:

**Objective:** Explore the full scope of Arrays construct namely defining and initializing 1-D and 2-D and more generically n-D arrays and referencing individual array elements from the defined array. Using integer 1-D arrays, explore search solution linear search.

#### Suggested Experiments/Activities:

**Tutorial 7:** 1 D Arrays: searching.

**Lab 7:** 1D Array manipulation, linear search

- i) Find the min and max of a 1-D integer array.
- ii) Perform linear search on 1D array.
- iii) The reverse of a 1D integer array
- iv) Find 2's complement of the given binary number.
- v) Eliminate duplicate elements in an array.

### WEEK 8:

**Objective:** Explore the difference between other arrays and character arrays that can be used as Strings by using null character and get comfortable with string by doing experiments that will reverse a string and concatenate two strings. Explore sorting solution bubble sort using integer arrays.

#### Suggested Experiments/Activities:

**Tutorial 8:** 2 D arrays, sorting and Strings.

**Lab 8:** Matrix problems, String operations, Bubble sort

- i) Addition of two matrices
- ii) Multiplication two matrices
- iii) Sort array elements using bubble sort
- iv) Concatenate two strings without built-in functions
- v) Reverse a string using built-in and without built-in string functions

### UNIT IV WEEK 9:

**Objective:** Explore pointers to manage a dynamic array of integers, including memory allocation & value initialization, resizing changing and reordering the contents of an array

and memory de-allocation using malloc (), calloc (), realloc () and free () functions. Gain experience processing command-line arguments received by C

#### Suggested Experiments/Activities:

**Tutorial 9:** Pointers, structures and dynamic memory allocation

**Lab 9:** Pointers and structures, memory dereference.

- i) Write a C program to find the sum of a 1D array using malloc()
- ii) Write a C program to find the total, average of n students using structures
- iii) Enter n students data using calloc() and display failed students list
- iv) Read student name and marks from the command line and display the student details along with the total.
- v) Write a C program to implement realloc()

### WEEK 10:

**Objective:** Experiment with C Structures, Unions, bit fields and self-referential structures (Singly linked lists) and nested structures

*B. Ramana Reddy*  
HEAD  
Dept. of Computer Science & Engg  
Annamacharya Institute of  
Technology & Sciences, Tirupati-5

**Suggested Experiments/Activities:**

**Tutorial 10:** Bitfields, Self-Referential Structures, Linked lists

**Lab10 :** Bitfields, linked lists

Read and print a date using dd/mm/yyyy format using bit-fields and differentiate the same without using bit- fields

- i) Create and display a singly linked list using self-referential structure.
- ii) Demonstrate the differences between structures and unions using a C program.
- iii) Write a C program to shift/rotate using bitfields.
- iv) Write a C program to copy one structure variable to another structure of the same type.

**UNIT V WEEK 11:**

**Objective:** Explore the Functions, sub-routines, scope and extent of variables, doing some experiments by parameter passing using call by value. Basic methods of numerical integration.

**Suggested Experiments/Activities:**

**Tutorial 11:** Functions, call by value, scope and extent.

**Lab 11:** Simple functions using call by value, solving differential equations using Eulers theorem.

- i) Write a C function to calculate NCR value.
- ii) Write a C function to find the length of a string.
- iii) Write a C function to transpose of a matrix.
- iv) Write a C function to demonstrate numerical integration of differential equations using Euler's method

**WEEK 12:**

**Objective:** Explore how recursive solutions can be programmed by writing recursive functions that can be invoked from the main by programming at-least five distinct problems that have naturally recursive solutions.

**Suggested Experiments/Activities:**

**Tutorial 12:** Recursion, the structure of recursive calls

**Lab 12:** Recursive functions

- i) Write a recursive function to generate Fibonacci series.
- ii) Write a recursive function to find the lcm of two numbers.
- iii) Write a recursive function to find the factorial of a number.
- iv) Write a C Program to implement Ackermann function using recursion.
- v) Write a recursive function to find the sum of series.

**WEEK 13:**


**Objective:** Explore the basic difference between normal and pointer variables, Arithmetic operations using pointers and passing variables to functions using pointers

**Suggested Experiments/Activities:**

**Tutorial 13:** Call by reference, dangling pointers

**Lab 13:** Simple functions using Call by reference, Dangling pointers.

- i) Write a C program to swap two numbers using call by reference.
- ii) Demonstrate Dangling pointer problem using a C program.
- iii) Write a C program to copy one string into another using pointer.

  
**HEAD**  
4/8/21  
**Dept. of Computer Science & Engg**  
**Annamacharya Institute of**  
**Technology & Sciences, Tirubati-5**

- iv) Write a C program to find no of lowercase, uppercase, digits and other characters using pointers.

#### WEEK14:

**Objective:** To understand data files and file handling with various file I/O functions. Explore the differences between text and binary files.

#### Suggested Experiments/Activities:

**Tutorial 14:** File handling

**Lab 14:** File operations

- i) Write a C program to write and read text into a file.
- ii) Write a C program to write and read text into a binary file using fread() and fwrite()
- iii) Copy the contents of one file to another file.
- iv) Write a C program to merge two files into the third file using command-line arguments.
- v) Find no. of lines, words and characters in a file
- vi) Write a C program to print last n characters of a given file.

#### Textbooks:

1. Ajay Mittal, Programming in C: A practical approach, Pearson.
2. Byron Gottfried, Schaum's Outline of Programming with C, McGraw Hill

#### Reference Books:

1. Brian W. Kernighan and Dennis M. Ritchie, The C Programming Language, Prentice- Hall of India
2. C Programming. A Problem-Solving Approach, Forouzan, Gilberg, Prasad, CENGAGE

#### Mapping of course outcomes with program outcomes

	PO1	PO2	PO3	PO4	PO5	PO6	PO7	PO8	PO9	PO10	PO11	PO12	PSO1	PSO2
CO1	2	2			3				2				2	2
CO2	2	2		1	3								2	2
CO3	2	2		2	3								2	2
CO4	2	2		2	3								2	2
CO5	2	2		3	2								2	2

(Levels of Correlation, viz., 1-Low, 2-Moderate, 3 High)

*B. Ramaswamy*  
 HEAD  
 Dept. of Computer Science & Engg  
 Annamacharya Institute of  
 Technology & Sciences, Tirupati-5  
 1/9/23





AK23 Regulations

**ANNAMACHARYA INSTITUTE OF TECHNOLOGY & SCIENCES:**  
**TIRUPATI**  
**(Autonomous)**

(Effective for the batches admitted from 2023-24)

**Year: I B.Tech**

**(Common to all branches)**

**Semester: I & II**

Subject Code 23AHM9901	Subject Name <b>COMMUNICATIVE ENGLISH</b>	L T P 2 0 0	Credit: 2	CLC 3
---------------------------	--	----------------	-----------	----------

Course Objectives: Students are expected to

- To facilitate effective listening, Reading, Speaking and Writing skills among the students.
- To enhance the same in their comprehending abilities, oral presentations, reporting useful information
- To providing knowledge of grammatical structures and vocabulary.
- To make them effective in speaking and writing skills and to make them industry ready.

Course Outcomes: At the end of the course, the students will be able to:

**CO1:** Evaluate reading / listening texts and to write summaries based on global comprehension of these texts.

**CO2:** Apply grammatical structures to formulate sentences and correct word forms.

**CO3:** Analyze discourse markers to speak clearly on a specific topic in informal discussions.

**CO4:** Create a coherent paragraph interpreting a figure / graph / chart / table.

**CO5:** Compile a coherent essay, and design a resume.

### UNIT I

**Lesson: HUMAN VALUES: Gift of Magi (Short Story)**

**Listening:** Identifying the topic, the context and specific pieces of information by listening to short audio texts and answering a series of questions.

**Speaking:** Asking and answering general questions on familiar topics such as home, family, work, studies and interests; introducing oneself and others.

**Reading:** Skimming to get the main idea of a text; scanning to look for specific pieces of information.

**Writing:** Mechanics of Writing-Capitalization, Spellings, Punctuation-Parts of Sentences.

**Grammar:** Parts of Speech, Basic Sentence Structures-forming questions

**Vocabulary:** Synonyms, Antonyms, Affixes (Prefixes/Suffixes), Root words.

## UNIT II

### Lesson: NATURE: The Brook by Alfred Tennyson (Poem)

- Listening:** Answering a series of questions about main ideas and supporting ideas after listening to audio texts.
- Speaking:** Discussion in pairs/small groups on specific topics followed by short structure talks.
- Reading:** Identifying sequence of ideas; recognizing verbal techniques that help to link the ideas in a paragraph together.
- Writing:** Structure of a paragraph - Paragraph writing (specific topics)
- Grammar:** Cohesive devices - linkers, use of articles and zero article; prepositions.
- Vocabulary:** Homonyms, Homophones, Homographs.

## UNIT III

### Lesson: BIOGRAPHY: Elon Musk

- Listening:** Listening for global comprehension and summarizing what is listened to.
- Speaking:** Discussing specific topics in pairs or small groups and reporting what is discussed
- Reading:** Reading a text in detail by making basic inferences - recognizing and interpreting specific context clues; strategies to use text clues for comprehension.
- Writing:** Summarizing, Note-making, paraphrasing
- Grammar:** Verbs - tenses; subject-verb agreement.
- Vocabulary:** Compound words, Collocations

## UNIT IV

### Lesson: INSPIRATION: The Toys of Peace by Saki

- Listening:** Making predictions while listening to conversations/ transactional dialogues without video; listening with video.
- Speaking:** Role plays for practice of conversational English in academic contexts (formal and informal) - asking for and giving information/directions.
- Reading:** Studying the use of graphic elements in texts to convey information, reveal trends/patterns/relationships, communicate processes or display complicated data.
- Writing:** Letter Writing: Official Letters, Resumes, Cover letters
- Grammar:** Reporting verbs, Direct & Indirect speech, Active & Passive Voice
- Vocabulary:** Words often confused, Jargons

## UNIT V

### Lesson: MOTIVATION: The Power of Intrapersonal Communication (An Essay)

- Listening:** Identifying key terms, understanding concepts and answering a series of relevant questions that test comprehension.
- Speaking:** Formal oral presentations on topics from academic contexts
- Reading:** Reading comprehension.
- Writing:** Writing structured essays on specific topics.
- Grammar:** Editing short texts - identifying and correcting common errors in grammar and usage (articles, prepositions, tenses, subject verb agreement)
- Vocabulary:** Idiom and phrases & Phrasal verbs

*Henry to*

**Textbooks:**

1. Pathfinder: Communicative English for Undergraduate Students, 1<sup>st</sup> Edition, Orient Black Swan, 2023 (Units 1,2 & 3)
2. Empowering with Language by Cengage Publications, 2023 (Units 4 & 5)

**Reference Books:**

1. Dubey, Sham Ji & Co. English for Engineers, Vikas Publishers, 2020
2. Bailey, Stephen. Academic writing: A Handbook for International Students. Routledge, 2014.
3. Murphy, Raymond. English Grammar in Use, Fourth Edition, Cambridge University Press, 2019.
4. Lewis, Norman. Word Power Made Easy- The Complete Handbook for Building a Superior Vocabulary. Anchor, 2014.

**Web Resources:****GRAMMAR:**

1. [www.bbc.co.uk/learningenglish](http://www.bbc.co.uk/learningenglish)
2. <https://dictionary.cambridge.org/grammar/british-grammar/>
3. [www.eslpod.com/index.html](http://www.eslpod.com/index.html)
4. <https://www.learngrammar.net/>
5. <https://english4today.com/english-grammar-online-with-quizzes/>
6. <https://www.talkenglish.com/grammar/grammar.aspx>

**VOCABULARY**

1. <https://www.youtube.com/c/DailyVideoVocabulary/videos>
2. [https://www.youtube.com/channel/UC4cmBAit8i\\_NJZE8qK8sfpA](https://www.youtube.com/channel/UC4cmBAit8i_NJZE8qK8sfpA)

**Correlation of COs with the POs & PSOs for B.Tech  
AK-20 Regulations**

**\*3: Highly Correlated, 2: Moderately Correlated, 1: Weakly Correlated**

Course Title	Course Outcomes COs	Programme Outcomes(POs)												
		PO 1	PO 2	PO 3	PO 4	PO 5	PO 6	PO 7	PO 8	PO 9	PO 10	PO 11	PO 12	
Communicative English	CO1											3		
	CO2										3			
	CO3										3			
	CO4										3			
	CO5										3			

*Praveen*



AK23 Regulations

**ANNAMACHARYA INSTITUTE OF TECHNOLOGY & SCIENCES: TIRUPATI**  
(Autonomous)  
(Effective for the batches admitted from 2023-24)

Year: I B.Tech

(Common to Civil and Mechanical Engineering)

Semester: II

<b>Subject Code:</b> 23ABS9902	<b>Subject Name:</b> Engineering Chemistry	L 3	T 0	P 0	<b>Credits:</b> 3	<b>CLC</b> 3
--------------------------------	--	--------	--------	--------	----------------------	-----------------

**Course Objectives:** Students are expected to

To familiarize engineering chemistry and its applications

To impart the concept of soft and hard waters, softening methods of hard water

To train the students on the principles and applications of electrochemistry, polymers, surface chemistry, and cement

**Course Outcomes:** At the end of the course, the students will be able to

**CO1:** Understand the disadvantages of using hard water in domestically and industrially and select Suitable treatments

**CO2:** Apply the electrochemical principles to the construction of battery and fuel cells, understand the corrosion prevention methods and factors affecting corrosion.

**CO3:** Outline the preparation, mechanism, properties and applications of polymer and conducting polymers and interpret the different types of conventional and nonconventional fuels.

**CO4:** Understand the manufacturing of Portland cement and properties of concrete.

**CO5:** Utilize the applications of physicochemical methods in surface characterization of solids.

**UNIT I Water Technology**

Soft and hardwater, Estimation of hardness of water by EDTA Method, Estimation of dissolved Oxygen - Boiler troubles –Priming, foaming, scale and sludge, Caustic embrittlement, Industrial water treatment – Specifications for drinking water, Bureau of Indian Standards(BIS) and World health organization(WHO) standards, Ion-exchange processes - desalination of brackish water, reverse osmosis (RO) and electrodialysis.

**UNIT II Electrochemistry and Applications**

Electrodes –electrochemical cell, Nernst equation, cell potential calculations.Primary cells – Zinc-air battery, Secondary cells – Nickel-Cadmium (NiCad),and lithium ion batteries- working principle of the batteries including cell reactions; Fuel cells-Basic Concepts,the principle and working of hydrogen-oxygen Fuel cell.

**Corrosion:** Introduction to corrosion, electrochemical theory of corrosion, differential aeration cell corrosion, galvanic corrosion, metal oxide formation by dry corrosion, Pilling Bedworth ratios and uses, Factors affecting the corrosion, cathodic and anodic protection,

Dr. B. Ramachandra

7  
electroplating and electro less plating (Nickel and Copper).

### **UNIT III Polymers and Fuel Chemistry**

Introduction to polymers, functionality of monomers, Mechanism of chain growth, step growth polymerization. Thermoplastics and Thermo-setting plastics:- Preparation, properties and applications of polystyrene. PVC Nylon 6,6 and Bakelite.

**Elastomers** – Preparation, properties and applications of Buna S, Buna N, Thiokol rubbers.

**Fuels** – Types of fuels, calorific value of fuels, numerical problems based on calorific value; Analysis of coal (Proximate and Ultimate analysis), Liquid Fuels, refining of petroleum, Octane and Cetane number- alternative fuels- propane, methanol, ethanol and bio fuel-bio diesel.

### **UNIT IV Modern Engineering Materials**

**Composites**- Definition, Constituents, Classification- Particle, Fibre and Structural reinforced composites, properties and Engineering applications.

**Refractories**- Classification, Properties, Factors affecting the refractory materials and Applications.

**Lubricants**- Classification, Functions of lubricants, Mechanism, Properties of lubricating oils – Viscosity, Viscosity Index, Flash point, Fire point, Cloud point, saponification and Applications.

**Building materials**- Portland Cement, constituents, Setting and Hardening of cement.

### **UNIT V Surface Chemistry and Nanomaterials**

Introduction to surface chemistry, colloids, nanometals and nanometal oxides, micelle formation, synthesis of colloids (Braggs Method), chemical and biological methods of preparation of nanometals and metal oxides, stabilization of colloids and nanomaterials by stabilizing agents, adsorption isotherm (Freundlich and Langmuir), BET equation (no derivation) applications of colloids and nanomaterials – catalysis, medicine, sensors, etc.

#### **Textbooks:**

1. Jain and Jain, Engineering Chemistry, 16/e, Dhanpat Rai, 2013.
2. Peter Atkins, Julio de Paula and James Keeler, Atkins' Physical Chemistry, 10/e, Oxford University Press, 2010.

#### **Reference Books:**

1. H.F.W. Taylor, Cement Chemistry, 2/e, Thomas Telford Publications, 1997.
2. D.J. Shaw, Introduction to Colloids and Surface Chemistry, Butterworth-Heinemann, 1992.
3. Textbook of Polymer Science, Fred W. Billmeyer Jr, 3rd Edition.

Dr. B. Ramachandra - 

### Correlation of COs with the POs & PSOs

\*3: Highly Correlated, 2: Moderately Correlated, 1: Weakly Correlated

Course Title	Course Outcomes COs	Programme Outcomes(POs) & Programme Specific Outcomes(PSOs)													
		PO 1	PO 2	PO3	PO 4	PO 5	PO 6	PO 7	PO 8	PO 9	PO 10	PO 11	PO 12	PSO 1	PSO 2
Engineering chemistry	CO1	3													
	CO2	3		1											
	CO3	3		1											
	CO4	3													
	CO5	3				2									

*Dr. B. Ramachandra - [Signature]*



ANNAMACHARYA INSTITUTE OF TECHNOLOGY SCIENCES::TIRUPATI  
(AUTONOMOUS)

AK 23 Regulations

Year : I B.Tech – II Sem

Branch of Study: Common to All

Subject Code 23ABS9905	Subject Name: Differential Equations and Vector Calculus	L 3	T 0	P 0	Credits 3	CLC 3
---------------------------	--	--------	--------	--------	--------------	----------

**Course Objectives:**

To enlighten the learners in the concept of differential equations and multivariable calculus.

**Course Outcomes:** At the end of the course, the student will be able to

CO:1. Apply the mathematical concepts of ordinary differential equations of first order.

CO:2. Analyse the differential equations of higher order related to various engineering fields.

CO:3. Identify solution methods for partial differential equations that model physical processes .

CO:4. Interpret the physical meaning of different operators such as gradient, curl and divergence .

CO:5. Evaluate the work done against a field, circulation and flux using vector calculus .

**UNIT I: Differentialequationsoffirst orderandfirstdegree** 9 hrs

Linear differential equations – Bernoulli's equations- Exact equations and equations reducible to exact form.Applications:Newton's Law of cooling – Law of natural growth and decay-Electricalcircuits.

**UNIT II: Equations Reducible to Linear Differential Equations and Applications** 9 hrs

Definitions, homogenous and non-homogenous, complimentary function, general solution ,particular integral,Wronskian,Method of variation of parameters.Simultaneous linear equations,Applications to L-C-R Circuit problems and Simple Harmonic motion.

**UNIT III: Partial Differential Equations** 9hrs

Introduction and formation of Partial Differential Equations by elimination of arbitrary constants and arbitrary functions, solutions of first order linear equations using Lagrange's method.Homogeneous Linear Partial differential equations with constant coefficients.

**UNIT IV:Vector differentiation** 9hrs

Scalar and vector point functions, vector operator Del, Del applies to scalar point functions-Gradient, Directional derivative, del applied to vector point function,Divergence and Curl,vector identities.

Dr. B. Aruna Kumari - JH

**UNIT V: Vector integration**

**9 hrs**

Line integral-circulation-work done, surface integral-flux, Green's theorem in the plane (without proof), Stoke's theorem (without proof), volume integral, Divergence theorem (without proof) and related problems.

**Text Books :**

1. B. S. Grewal, Higher Engineering Mathematics, 44<sup>th</sup> Edition, Khanna publishers, 2017.
2. Erwin Kreyszig, Advanced Engineering Mathematics, 10<sup>th</sup> Edition, John Wiley & Sons, 2011.

**References:**

1. Thomas Calculus, George B. Thomas, Maurice D. Weir and Joel Hass, Pearson Publishers, 2018, 14<sup>th</sup> Edition.
2. Advanced Engineering Mathematics, Dennis G. Zill and Warren S. Wright, Jones and Bartlett, 2018.
3. Advanced Modern Engineering Mathematics, Glyn James, Pearson publishers, 2018, 5<sup>th</sup> Edition.
4. Advanced Engineering Mathematics, R.K. Jain and S.R.K. Iyengar, Alpha Science International Ltd., 2015<sup>th</sup> Edition (9<sup>th</sup> reprint).
5. Higher Engineering Mathematics, B. V. Ramana, McGraw Hill Education, 2017

**Correlation of COs with the POs & PSOs for B.Tech  
AK-20 Regulations**

\*3: Highly Correlated, 2: Moderately Correlated, 1: Weakly Correlated

Course Title	Course Outcomes COs	Programme Outcomes(POs) & Programme Specific Outcomes(PSOs)													
		PO 1	PO 2	PO3	PO 4	PO 5	PO 6	PO 7	PO 8	PO 9	PO 10	PO 11	PO 12	PSO 1	PSO 2
Differential Equations & Vector	CO1	3													
	CO2		2												
	CO3	3													
	CO4	3													
	CO5		2												

Dr. B. Aruna Kumari - JH





ANNAMACHARYA INSTITUTE OF TECHNOLOGY AND SCIENCES, TIRUPATI  
(Autonomous)  
(Effective for the batches admitted from 2023-24)  
CIVIL ENGINEERING (CE)

AK23 Regulations

Year: I B.Tech

(Common to all branches)

Semester: I&II

Subject Code: 23AES0101	Subject Name: <b>Basic Civil &amp; Mechanical Engineering</b>	L T P 3 0 0	Credits:3
----------------------------	---	----------------	-----------

**PART-A**

**Course Objectives:** The students after completing the course are expected to

- Get familiarized with the scope and importance of Civil Engineering sub-divisions.
- Introduce the preliminary concepts of surveying.
- Acquire preliminary knowledge on Transportation and its importance in nation's economy.
- Get familiarized with the importance of quality, conveyance and storage of water.
- Introduction to basic civil engineering materials and construction techniques.

**Course Outcomes:** On completion of the course, the student should be able to:

CO1: Understand various sub-divisions of Civil Engineering and to appreciate their role in ensuring better society.

CO2: Know the concepts of surveying and to understand the measurement of distances, angles and levels through surveying.

CO3: Realize the importance of Transportation, water resources and environmental engineering.

**UNIT I**

**Basics of Civil Engineering:**

Role of Civil Engineers in Society- Various Disciplines of Civil Engineering- Structural Engineering- Geo-technical Engineering- Transportation Engineering Hydraulics and Water Resources Engineering - Environmental Engineering-Scope of each discipline - Building Construction and Planning- Construction Materials-Cement - Aggregate - Bricks- Cement concrete- Steel. Introduction to Prefabricated construction Techniques.

**UNIT II**

**Surveying:** Objectives of Surveying- Horizontal Measurements- Angular Measurements- Introduction to Bearings Levelling instruments used for levelling -Simple problems on levelling and bearings-Contour mapping.

**UNIT III**

**Transportation Engineering:** Importance of Transportation in Nation's economic development- Types of Highway Pavements- Flexible Pavements and Rigid Pavements - Simple Differences. Basics of Harbour, Tunnel, Airport, and Railway Engineering.

**Water Resources and Environmental Engineering:**

Introduction, Sources of water- Quality of water- Specifications- Introduction to Hydrology- Rainwater Harvesting-Water Storage and Conveyance Structures (Simple introduction to Dams and Reservoirs).

**Textbooks:**

1. Basic Civil Engineering, M.S.Palanisamy, , Tata Mcgraw Hill publications (India) Pvt.Ltd. Fourth Edition.

AAil  
M.Belin



**AK23 Regulations**

**ANNAMACHARYA INSTITUTE OF TECHNOLOGY AND SCIENCES, TIRUPATI**  
(Autonomous)  
(Effective for the batches admitted from 2023-24)  
**CIVIL ENGINEERING (CE)**

2. Introduction to Civil Engineering, S.S. Bhavikatti, New Age International Publishers, 2022. First Edition.
3. Basic Civil Engineering, Satheesh Gopi, Pearson Publications, 2009, First Edition.

**Reference Books:**

1. Surveying, Vol- I and Vol-II, S.K. Duggal, Tata McGraw Hill Publishers 2019 Fifth Edition
2. Hydrology and Water Resources Engineering, Santosh Kumar Garg, Khanna Publishers, Delhi. 2016
3. Irrigation Engineering and Hydraulic Structures - Santosh Kumar Garg, Khanna Publishers, Delhi 2023. 38<sup>th</sup> Edition
4. Highway Engineering, S.K.Khanna, C.E.G. Justo and Veeraraghavan, Nemchand and Brothers Publications 2019. 10<sup>th</sup> Edition
5. Indian Standard DRINKING WATER — SPECIFICATION IS 10500-2012

**PART-B**

**Course Outcomes:**

- CO: 4 Understand the applications and role of various materials in Mechanical Engineering.
- CO: 5 Understand the different manufacturing processes and the basics of thermal engineering with its applications.
- CO: 6 Understand the working of different mechanical power transmission systems, power plants and the basics of robotics with its applications

**UNIT I**

**Introduction to Mechanical Engineering:** Role of Mechanical Engineering in Industries and Society- Technologies in different sectors such as Energy, Manufacturing, Automotive, Aerospace, and Marine sectors.

**Engineering Materials** - Metals-Ferrous and Non-ferrous, Ceramics, Composites, Smart materials.

**UNIT II**

**Manufacturing Processes:** Principles of Casting, Forming, joining processes, Machining, Introduction to CNC machines, 3D printing, and Smart manufacturing.

**Thermal Engineering** – working principle of Boilers, Otto cycle, Diesel cycle, Refrigeration and air-conditioning cycles, IC engines, 2-Stroke and 4-Stroke engines, SI/CI Engines, Components of Electric and Hybrid Vehicles.

**UNIT III**

**Power plants** – working principle of Steam, Diesel, Hydro, Nuclear power plants.

**Mechanical Power Transmission** - Belt Drives, Chain, Rope drives, Gear Drives and their applications.

**Introduction to Robotics** - Joints & links, configurations, and applications of robotics.

(Note: The subject covers only the basic principles of Civil and Mechanical Engineering systems. The evaluation shall be intended to test only the fundamentals of the subject)

*AA/1*  
*M. Behari*



**AK23 Regulations**

**ANNAMACHARYA INSTITUTE OF TECHNOLOGY AND SCIENCES, TIRUPATI**  
(Autonomous)  
(Effective for the batches admitted from 2023-24)  
**CIVIL ENGINEERING (CE)**

**Textbooks:**

1. Internal Combustion Engines by V.Ganesan, By Tata McGraw Hill publications (India) Pvt. Ltd.
2. A Tear book of Theory of Machines by S.S. Rattan, Tata McGraw Hill Publications, (India) Pvt. Ltd.
3. An introduction to Mechanical Engg by Jonathan Wicker and Kemper Lewis, Cengage learning India Pvt. Ltd.

**Reference Books:**

1. Appuu Kuttan KK, Robotics, I.K. International Publishing House Pvt. Ltd. Volume-I
2. 3D printing & Additive Manufacturing Technology- L. Jyothish Kumar, Pulak MPandey, Springer publications
3. Thermal Engineering by Mahesh M Rathore Tata McGraw Hill publications (India) Pvt.Ltd.
4. G. Shanmugam and M.S.Palanisamy, Basic Civil and the Mechanical Engineering, Tata McGraw Hill publications (India) Pvt. Ltd.

**Mapping of course outcomes with program outcomes**

Course Outcomes	Programme Outcomes(POs) & Programme Specific Outcomes(PSOs)													
	PO 1	PO 2	PO 3	PO 4	PO 5	PO 6	PO 7	PO 8	PO 9	PO 10	PO 11	PO 12	PS O1	PS O 2
CO1	3												1	1
CO2	3	2											1	1
CO3	3												1	1
CO4	3													
CO5	3	2												
CO6	3													

(Levels of Correlation, viz., 1-Low, 2-Moderate, 3 High)

*A.Ail*  
*M. Behri*



Year: I B.Tech	(Common to Civil, Mechanical Engineering & Allied branches)	Semester: II	
Subject Code: 23APC0101	Subject Name: <b>Engineering Mechanics</b>	L T P 3 0 0	Credits: 3

**Course Objectives:** The students after completing the course are expected to

- To get familiarized with different types of force systems.
- To draw accurate free body diagrams representing forces and moments acting on a body to analyze the equilibrium of system of forces.
- To teach the basic principles of center of gravity, centroid and moment of inertia and determine them for different simple and composite bodies
- To apply the Work-Energy method to particle motion.
- To understand the kinematics and kinetics of translational and rotational motion of rigid bodies.

**Course Outcomes:** On completion of the course, the student should be able to:

CO1: Understand the fundamental concepts in mechanics and determine the frictional forces for bodies in contact.

CO2: Analyze different force systems such as concurrent, coplanar and spatial systems and calculate their resultant forces and moments.

CO3: Calculate the centroids, center of gravity and moment of inertia of different geometrical shapes.

CO4: Apply the principles of work-energy and impulse-momentum to solve the problems of rectilinear and curvilinear motion of a particle.

CO5: Solve the problems involving the translational and rotational motion of rigid bodies.

### UNIT I

**Introduction to Engineering Mechanics**– Basic Concepts. Scope and Applications

**Systems of Forces:** Coplanar Concurrent Forces– Components in Space–Resultant–Moment of Force and its Application –Couples and Resultant of Force Systems.

**Friction:** Introduction, limiting friction and impending motion, Coulomb's laws of dry friction, coefficient of friction, Cone of Static friction.

### UNIT II

**Equilibrium of Systems of Forces:** Free Body Diagrams, Lami's Theorem, Equations of Equilibrium of Coplanar Systems, Graphical method for the equilibrium, Triangle law of forces, converse of the law of polygon of forces condition of equilibrium, Equations of Equilibrium for Spatial System of forces, Numerical examples on spatial system of forces using vector approach, Analysis of plane trusses. Principle of virtual work with simple examples.

### UNIT III

**Centroid:** Centroids of simple figures (from basic principles)–Centroids of Composite Figures. **Centre of Gravity:** Centre of gravity of simple body (from basic principles), Centre of gravity of composite bodies, Pappus theorems.

A. Anil J. G.



**Area Moments of Inertia:** Definition– Polar Moment of Inertia, Transfer Theorem, Moments of Inertia of Composite Figures, Products of Inertia, Transfer Formula for Product of Inertia.

**Mass Moment of Inertia:** Moment of Inertia of Masses, Transfer Formula for Mass Moment of Inertia, Mass Moment of Inertia of composite bodies.

#### UNIT IV

**Rectilinear and Curvilinear motion of a particle:** Kinematics and Kinetics – D'Alembert's Principle - Work Energy method and applications to particle motion- Impulse Momentum method.

#### UNIT V

**Rigid body Motion:** Kinematics and Kinetics of translation, Rotation about fixed axis and plane motion, Work Energy method and Impulse Momentum method.

#### Textbooks:

1. Engineering Mechanics, S. Timoshenko, D. H. Young, J.V. Rao, S. Pati., , McGraw Hill Education 2017. 5<sup>th</sup> Edition.
2. Engineering Mechanics, P.C.Dumir- S.Sengupta and Srinivas V veeravalli , University press. 2020. First Edition.
3. A Textbook of Engineering Mechanics, S.S Bhavikatti. New age international publications 2018. 4<sup>th</sup> Edition.

#### Reference Books:

1. Engineering Mechanics, Statics and Dynamics, Rogers and M A. Nelson., McGraw Hill Education. 2017. First Edition.
2. Engineering Mechanics, Statics and Dynamics, I.H. Shames., PHI, 2002. 4<sup>th</sup> Edition.
3. Engineering Mechanics, Volume-I: Statics, Volume-II: Dynamics, J. L. Meriam and L. G. Kraige., John Wiley, 2008. 6<sup>th</sup> Edition.
4. Introduction to Statics and Dynamics, Basudev Battachatia, Oxford University Press, 2014. Second Edition
5. Engineering Mechanics: Statics and Dynamics, Hibbeler R.C., Pearson Education, Inc., New Delhi, 2022, 14<sup>th</sup> Edition

#### Mapping of course outcomes with program outcomes

Course Outcomes	Programme Outcomes(POs) & Programme Specific Outcomes(PSOs)													
	PO 1	PO 2	PO3	PO 4	PO 5	PO 6	PO 7	PO 8	PO 9	PO 10	PO 11	PO 12	PSO 1	PSO 2
CO1	3	2											1	1
CO2	3	3											1	1
CO3	3	3											1	1
CO4	3	3											1	1
CO5	3	2											1	1

(Levels of Correlation, viz., 1-Low, 2-Moderate, 3 High)

AAvil J.G.



ANNAMACHARYA INSTITUTE OF TECHNOLOGY & SCIENCES:  
TIRUPATI

AK23 Regulations

(Autonomous)

(Effective for the batches admitted from 2023-24)

Year: I B.Tech

(Common to all branches)

Semester: I & II

Subject Code 23AHM9902	Subject Name <b>COMMUNICATIVE ENGLISH LAB</b>	L T P 0 0 2	Credit: 1
---------------------------	--	----------------	-----------

**Course Objectives: Students are expected to**

- Expose the students to a variety of self-instructional, learner friendly modes of language learning.
- Get trained in basic communication skills and also make them ready to face job interviews.

Course Outcomes: At the end of the course, the students will be able to:

- CO1: Understand the different aspects of the English language proficiency with emphasis on LSRW skills.
- CO2: Apply communication skills through various language learning activities.
- CO3: Analyze the English speech sounds, for better listening and speaking.
- CO4: Evaluate and exhibit professionalism in participating in debates and group discussions.
- CO5: Develop themselves to face interviews in future.

**List of Topics:**

1. Vowels & Consonants
2. **Non Verbal Communication**
3. Communication Skills
4. Role Play or Conversational Practice
5. E-mail Writing
6. **Just A Minute**
7. Group Discussions-methods & practice
8. Debates - Methods & Practice
9. PPT Presentations/ Poster Presentation
10. Interviews Skills

### Suggested Software:

- Walden Infotech
- Young India Films

### Reference Books:

1. Raman Meenakshi, Sangeeta-Sharma. *Technical Communication*. Oxford Press.2018.
2. Taylor Grant: *English Conversation Practice*, Tata McGraw-Hill Education India, 2016
3. Hewing's, Martin. *Cambridge Academic English (B2)*. CUP, 2012.
4. J. Sethi & P.V. Dhamija. *A Course in Phonetics and Spoken English*, (2<sup>nd</sup> Ed), Kindle, 2013.

### Web Resources:

#### Spoken English:

1. [www.esl-lab.com](http://www.esl-lab.com)
2. [www.englishmedialab.com](http://www.englishmedialab.com)
3. [www.englishinteractive.net](http://www.englishinteractive.net)
4. <https://www.britishcouncil.in/english/online>
5. <http://www.letstalkpodcast.com/>
6. [https://www.youtube.com/c/mmmEnglish\\_Emma/featured](https://www.youtube.com/c/mmmEnglish_Emma/featured)
7. <https://www.youtube.com/c/ArnelsEverydayEnglish/featured>
8. <https://www.youtube.com/c/engvidAdam/featured>
9. <https://www.youtube.com/c/EnglishClass101/featured>
10. <https://www.youtube.com/c/SpeakEnglishWithTiffani/playlists>
11. [https://www.youtube.com/channel/UCV1h\\_cBE0Drdx19qkTM0WNw](https://www.youtube.com/channel/UCV1h_cBE0Drdx19qkTM0WNw)

#### Voice & Accent:

1. <https://www.youtube.com/user/letstalkaccent/videos>
2. <https://www.youtube.com/c/EngLanguageClub/featured>
3. [https://www.youtube.com/channel/UC\\_OskgZBoS4dAnVUgJVexc](https://www.youtube.com/channel/UC_OskgZBoS4dAnVUgJVexc)
4. [https://www.youtube.com/channel/UCNfm92h83W2i2ijc5Xwp\\_IA](https://www.youtube.com/channel/UCNfm92h83W2i2ijc5Xwp_IA)

Course Title	Course Outcomes COs	Programme Outcomes(POs)												
		PO 1	PO 2	PO 3	PO 4	PO 5	PO 6	PO 7	PO 8	PO 9	PO 10	PO 11	PO 12	
Communi- cative English - Lab	CO1											3		
	CO2									3				
	CO3										3			
	CO4										3			
	CO5										3			



AK23 Regulations

**ANNAMACHARYA INSTITUTE OF TECHNOLOGY & SCIENCES: TIRUPATI**  
(Autonomous)  
(Effective for the batches admitted from 2023-24)

Year: I B.Tech

(Common to Civil and Mechanical Engineering)

Semester: I Year-II Semester

<b>Subject Code:</b> 23ABS9907	<b>Subject Name:</b> Engineering Chemistry Lab	L 0	T 0	P 2	Credits:1
-----------------------------------	---	--------	--------	--------	-----------

**Course Objectives:** Students are expected to

- To verify the fundamental concepts with experiments

**Course Outcomes:** At the end of the course, the students will be able to

CO1: Determine the cell constant and conductance of solutions.

CO2: Prepare advanced polymer materials.

CO3: Determine the physical properties like surface tension, adsorption and viscosity.

CO4: Estimate the Iron and Calcium in cement.

CO5: Calculate the hardness of water.

**List of Experiments:**

- Determination of Hardness of a groundwater sample.
- Estimation of Dissolved Oxygen by Winkler's method
- Determination of Strength of an acid in Pb-Acid battery
- Preparation of a polymer (Bakelite)
- Determination of percentage of Iron in Cement sample by colorimetry
- Estimation of Calcium in port land Cement
- Preparation of nanomaterials by precipitation method.
- Adsorption of acetic acid by charcoal
- Determination of percentage Moisture content in a coal sample
- Determination of Viscosity of lubricating oil by Redwood Viscometer 1
- Determination of Viscosity of lubricating oil by Redwood Viscometer 2
- Estimation of copper by Iodometry.

**Reference:**

"Vogel's Quantitative Chemical Analysis 6th Edition 6th Edition

**Correlation of COs with the POs & PSOs**

\*3: Highly Correlated, 2: Moderately Correlated, 1: Weakly Correlated

Course Title	Course Outcomes COs	Programme Outcomes(POs) & Programme Specific Outcomes(PSOs)													
		PO 1	PO 2	PO3	PO 4	PO 5	PO 6	PO 7	PO 8	PO 9	PO 10	PO 11	PO 12	PSO 1	PSO 2
Engineering Chemistry Lab	CO1				3										
	CO2				3										
	CO3				3										
	CO4				3										
	CO5				3										

*Dr. B. Ramachandra - [Signature]*





ANNAMACHARYA INSTITUTE OF TECHNOLOGY AND SCIENCES, TIRUPATI  
(Autonomous)

AK23 Regulations

Detailed Syllabus for Four Year Regular B.Tech. Degree Program  
(Effective for the batches admitted from 2023-24)  
MECHANICAL ENGINEERING (ME)

Year: I	Semester: I/II	Branch of Study: Common to all Branches			
Subject Code	Subject Name	L	T	P	Credits
23AES0302	Engineering Workshop	0	0	3	1.5

**Course Outcomes:**

- CO: 1 Identify workshop tools and their operational capabilities
- CO: 2 Practice on manufacturing of components using workshop trades including fitting, carpentry, foundry and welding
- CO: 3 Apply fitting operations in various applications
- CO: 4 Apply basic electrical engineering knowledge for House Wiring Practice
- CO: 5 Apply plumbing operations in various applications.

**SYLLABUS**

1. **Demonstration:** Safety practices and precautions to be observed in workshop.
2. **Wood Working:** Familiarity with different types of woods and tools used in wood working and make following joints.
  - a) Half – Lap joint
  - b) Mortise and Tenon joint
  - c) Corner Dovetail joint or Bridlejoint
3. **Sheet Metal Working:** Familiarity with different types of tools used in sheet metal working, Developments of following sheet metal job from GI sheets.
  - a) Tapered tray
  - b) Conical funnel
  - c) Elbow pipe
  - d) Brazing
4. **Fitting:** Familiarity with different types of tools used in fitting and do the following fitting exercises.
  - a) V-fit
  - b) Dovetail fit
  - c) Semi-circular fit
  - d) Bicycle tire puncture and change of two-wheeler tyre
5. **Electrical Wiring:** Familiarity with different types of basic electrical circuits and make the following connections.
  - a) Parallel and series
  - b) Two-way switch
  - c) Godown lighting
  - d) Tube light
  - e) Three phase motor
  - f) Soldering of wires
6. **Foundry Trade:** Demonstration and practice on Moulding tools and processes, Preparation of Green Sand Moulds for given Patterns.
7. **Welding Shop:** Demonstration and practice on Arc Welding and Gas welding. Preparation of Lap joint and Butt joint.
8. **Plumbing:** Demonstration and practice of Plumbing tools, Preparation of Pipe joints with coupling for same diameter and with reducer for different diameters.

**Textbooks:**

1. Basic Workshop Technology: Manufacturing Process, Felix W.; Independently Published, 2019. Workshop Processes, Practices and Materials; Bruce J. Black, Routledge publishers, 5th Edn. 2015.
2. A Course in Workshop Technology Vol I. & II, B.S. Raghuwanshi, Dhanpath Rai & Co., 2015 & 2017.

**Reference Books:**

1. Elements of Workshop Technology, Vol. I by S. K. Hajra Choudhury & Others, Media

*M. Belin*  
HEAD  
DEPT. OF MECHANICAL EN.  
AITS., TIRUPATI - 517 520

9



ANNAMACHARYA INSTITUTE OF TECHNOLOGY AND SCIENCES, TIRUPATI  
(Autonomous)

AK23 Regulations

Detailed Syllabus for Four Year Regular B.Tech. Degree Program  
(Effective for the batches admitted from 2023-24)  
MECHANICAL ENGINEERING (ME)

Promoters and Publishers, Mumbai. 2007, 14th edition

2. Workshop Practice by H. S. Bawa, Tata-McGraw Hill, 2004.

CO/PO	PO1	PO2	PO3	PO4	PO5	PO6	PO7	PO8	PO9	PO10	PO11	PO12	PSO1	PSO2	PSO3
CO1	3														
CO2	3	2													
CO3	3														
CO4	3														
CO5	3														

*M. Belin*  
HEAD  
DEPT. OF MECHANICAL ENGG  
AITS., TIRUPATI - 517 520

ANNAMACHARYA INSTITUTE OF TECHNOLOGY AND SCIENCES  
TIRUPATI



Subject Code: 23APC0102	Subject Name: <b>Engineering Mechanics &amp; Building Practices Lab</b>	L T P 0 0 3	Credits:1.5
----------------------------	---	----------------	-------------

**Course Objectives:** The students completing the course are expected to

- Verify the Polygon law of forces and Lami's theorem.
- Determine the coefficients of friction of Static and Rolling friction and Centre of gravity of different plane Lamina.
- Understand the layout of a building, concepts of Non-Destructive Testing and different Alternative Materials.

**Course Outcomes:** On completion of the course, the student should be able to:

CO1: Evaluate the coefficient of friction between two different surfaces and between the inclined plane and the roller.

CO2: Verify Polygon law of forces and Law of Moment using bell crank lever.

CO3: Determine the Centre of gravity different configurations and

CO4: Understand the Quality Testing and Assessment Procedures and principles of Non-Destructive Testing.

CO5: Exposure to safety practices in the construction industry.

**Students have to perform any 10 of the following Experiments:**

1. To study various types of tools used in construction.
2. Forces in Pin Jointed Trusses
3. Experimental Proof of Lami's Theorem
4. Verification of Polygon law of forces
5. Determination of Center of Gravity of different shaped Plane Lamina.
6. Determination of coefficient of Static and Rolling Friction.
7. Verification of Law of Moment using Rotation Disc Apparatus and Bell Crank Lever
8. Study of Alternative Materials like M-sand, Fly ash, Sea Sand etc.
9. Field-Visit to understand the Quality Testing - report.
10. Safety Practices in Construction industry
11. Demonstration of Non-Destructive Testing - using Rebound Hammer & UPV
12. Study of Plumbing in buildings.

**Mapping of course outcomes with program outcomes**

Course Outcomes	Programme Outcomes(POs) & Programme Specific Outcomes(PSOs)													
	PO 1	PO 2	PO3	PO 4	PO 5	PO 6	PO 7	PO 8	PO 9	PO 10	PO 11	PO 12	PSO 1	PSO 2
CO1	3	2						3	3	3			1	1
CO2	3	3						3	3	3			1	1
CO3	3	3						3	3	3			1	1
CO4	3	3			1			3	3	3			1	1
CO5	3	2						3	3	3			1	1

14. (Levels of Correlation, viz., 1-Low, 2-Moderate, 3 High)

*AAI*

*Jy*