

To
The Principal,
AITS, Tirupati

Through: IQAC convener, AITS, Tirupati

Subject: Submission of report on student satisfaction survey (SSS) for the academic year
2024-25.

Respected sir

In the academic year 2024-25, under the guidance of IQAC of the college, the feedback committee assessed the student satisfaction on the overall performance of the institution. Google form containing twenty five questions covering all the key aspects of the institution performance and circulated among the students through social media group. Heads of the Departments were directed to motivate their students to participate in the student satisfaction survey. A large number of students participated and the responses were recorded. Opinion of the students on different questions was analysed to identify the areas of improvement. The detailed report of the observations and analysis to identify the areas of improvement was submitted for your perusal. Further, it is requested to suggest necessary action plans and corrective measures.

Thanking you

Date: 27.6.25

Place: Tirupati

Enclosure: A copy of feedback report


IQAC convener


Feedback coordinator




Principal
PRINCIPAL
ANNAMACHARYA INSTITUTE OF
TECHNOLOGY & SCIENCES
VENKATAPURAM (VIII.)
RENIGUNTA (M), TIRUPATI-517 520

**ANNAMACHARYA INSTITUTE OF TECHNOLOGY AND SCIENCES :: TIRUPATI
(AUTONOMOUS)**

Venkatapuram(V), Karakambadi Road, Renigunta(M), Tirupati-517 520, Chittoor, A.P

STUDENT SATISFACTION SURVEY REPORT

SUMMARY

Academic year: 2024-25

Survey mode: Online

Total number questions: 25

Number of students participated : 2967


Average percentage rating by the students on the institutional performance: 74.4 %

From the analysis of the student satisfaction survey, it is found out that more than 10 % students suggested for events and cultural activities. Actions are planned for the upcoming academic year 2025-26.

Suggestions	Action plan
Suggestion: Events, fest and cultural activities	In the last academic year, 47 events related to fresher day, farewell, technical and non-technical events were conducted. In the next academic year, planned to increase the events.


27.6.25
Feedback coordinator


IQAC convener


Principal
PRINCIPAL
ANNAMACHARYA INSTITUTE OF
TECHNOLOGY & SCIENCES
VENKATAPURAM (VIII),
RENIGUNTA (M), TIRUPATI-517 520



**ANNAMACHARYA INSTITUTE OF TECHNOLOGY AND SCIENCES :: TIRUPATI
(AUTONOMOUS)**

Venkatapuram(V), Karakambadi Road, Renigunta(M), Tirupati-517 520, Chittoor, A.P

STUDENT SATISFACTION SURVEY REPORT

Academic year 2024-25

Student satisfaction survey on the overall performance of the institution was collected from the students for the academic year 2024-25 through online mode. Google form containing 25 questions were circulated among the students through social media group. Students from all the courses were encouraged to participate in the student satisfaction survey. The list of questions posted in the google form were presented in table 1.

Table 1: List of questions for SSS

Q No	Questions
Q1	How much percentage of the syllabus was covered in the class?
Q2	The teachers communicate with the students very effectively.
Q3	What percentage of teachers use ICT tools such as LCD projector, Multimedia, etc. while teaching ?
Q4	Teachers encourage you to participate in extracurricular activities
Q5	Internal and external evaluation processes (theory and practical exams) are fair and transparent.
Q6	The teaching and mentoring (counselling) process in your Institution facilitates you in cognitive, social and emotional growth
Q7	Teachers inform you about your expected competencies, course outcomes and Programme Outcomes
Q8	The teachers illustrate the concepts through examples and applications
Q9	Teachers preparedness for the classes is well
Q10	The teachers identify your strengths and encourage you with providing right level of challenges
Q11	The institution makes efforts to engage students in the monitoring, review and continuous quality improvement of the teaching learning process through feedback and similar systems.
Q12	Teachers makes effects to inculcate soft skills, life skills and employability skills to make you ready for the world of work
Q13	The institute/ teachers use student centric methods, such as experiential/participative learning and problem solving methodologies for enhancing learning experiences
Q14	The institution provides multiple opportunities to learn and grow (training programs, social relevant projects, mini project, annual social gathering, NSS etc).
Q15	The institute has well-furnished laboratory facility
Q16	The institute take efforts for campus placements
Q17	The Institute takes active interest in promoting Internship, student exchange, field visit opportunities for students
Q18	The institute has Student Academic Council & representation of students on academic & administrative bodies/committees of the institution
Q19	Welfare schemes for students like scholarships, fellowships, etc. are available.
Q20	The institute has well-furnished library

**ANNAMACHARYA INSTITUTE OF TECHNOLOGY AND SCIENCES :: TIRUPATI
(AUTONOMOUS)**

Venkatapuram(V), Karakambadi Road, Renigunta(M), Tirupati-517 520, Chittoor, A.P

Q21	The institute has well-furnished sports facilities
Q22	The facilities available in the institute are sufficient for conducting research work
Q23	The institute enhances creative abilities of the students through competitions (Essay writing, elocution, debate, magazines etc)
Q24	The institute has complaint/suggestion box to report your grievances/issues
Q25	The overall quality of teaching-learning process in your institute is very good

The number of students participated in the survey was 2967. The responses received from students were segregated from their opinion of option selections. The option notations for different questions are presented in **table 2**.

Table 2: Option notations for different questions

Q No	Options				
	A	B	C	D	E
Q1	85 to 100%	70 to 84%	55 to 69%	30 to 54%	Below 30%
Q3	Above 90%	70-89%	50-69%	30-49%	Below 30%
Q2 and Q4 – Q25	Strongly agree	agree	Neutral	Disagree	Strongly disagree

The percentage opinion of answers for different options were used to identify the ‘scale of opinion’. The summation of two options (‘A’-‘B’ or ‘D’-‘E’) which results in the maximum value (% of opinion) was considered as the ‘scale of opinion’.

$$\text{Scale of opinion} = \text{Maximum } \{(\text{Summation of 'A'-'B' or 'D'-'E'})\}$$

The ‘scale of opinion’ and ‘% of opinion’ for the questions is tabulated in **table 2**. The graphical representation of ‘% of opinion’ of answer for different questions is shown in **figure 1**. The “% of opinion” for the different questions is tabulated in **table 3**.

Venkatapuram(V), Karakambadi Road, Renigunta(M), Tirupati-517 520,Chittoor, A.P

Q No	Opinions of answer in percentage for different options					Scale of opinion	% of opinion for options "A" and "B"
	A	B	C	D	E		
Q1	56.9	33.4	8.1	1.3	0.3	85 to 100% and 70 to 84%	90.3
Q2	28.4	52.3	17.4	1.3	0.5	Strongly agree and agree	80.7
Q3	24.6	40.8	17.5	6.9	10.1	Above 90% and 70-89%	65.5
Q4	27.8	45.1	19.4	4.8	2.9	Strongly agree and agree	72.9
Q5	31.5	50.4	15.0	2.2	0.9	Strongly agree and agree	81.9
Q6	26.2	51.2	18.9	2.7	1.0	Strongly agree and agree	77.4
Q7	26.8	53.1	17.2	2.2	1.0	Strongly agree and agree	79.8
Q8	27.4	55.3	14.8	2.0	0.5	Strongly agree and agree	82.7
Q9	28.5	54.7	14.9	1.4	0.5	Strongly agree and agree	83.2
Q10	24.3	47.1	22.0	4.8	1.9	Strongly agree and agree	71.3
Q11	24.5	51.6	20.4	2.7	0.8	Strongly agree and agree	76.1
Q12	23.2	50.5	21.4	3.6	1.3	Strongly agree and agree	73.7
Q13	22.8	53.2	20.4	2.7	0.9	Strongly agree and agree	76.0
Q14	22.4	49.4	20.7	4.8	2.7	Strongly agree and agree	71.9
Q15	23.8	49.7	21.3	3.7	1.4	Strongly agree and agree	73.5
Q16	22.0	48.4	24.1	3.2	2.3	Strongly agree and agree	70.4
Q17	21.4	46.7	23.8	5.3	2.8	Strongly agree and agree	68.1
Q18	22.0	51.9	22.0	2.5	1.6	Strongly agree and agree	73.9
Q19	22.9	47.0	21.5	5.6	2.9	Strongly agree and agree	69.9
Q20	28.9	50.5	17.7	1.8	1.0	Strongly agree and agree	79.4
Q21	18.9	41.0	23.6	9.0	7.5	Strongly agree and agree	59.9
Q22	19.5	46.9	26.1	5.3	2.3	Strongly agree and agree	66.4
Q23	21.2	49.8	22.6	4.4	1.9	Strongly agree and agree	71.0
Q24	19.9	46.9	22.3	7.1	3.8	Strongly agree and agree	66.8
Q25	23.6	53.8	19.9	1.6	1.1	Strongly agree and agree	77.4
						Average (%)	74.4

**ANNAMACHARYA INSTITUTE OF TECHNOLOGY AND SCIENCES :: TIRUPATI
(AUTONOMOUS)**

Venkatapuram(V), Karakambadi Road, Renigunta(M), Tirupati-517 520,Chittoor, A.P

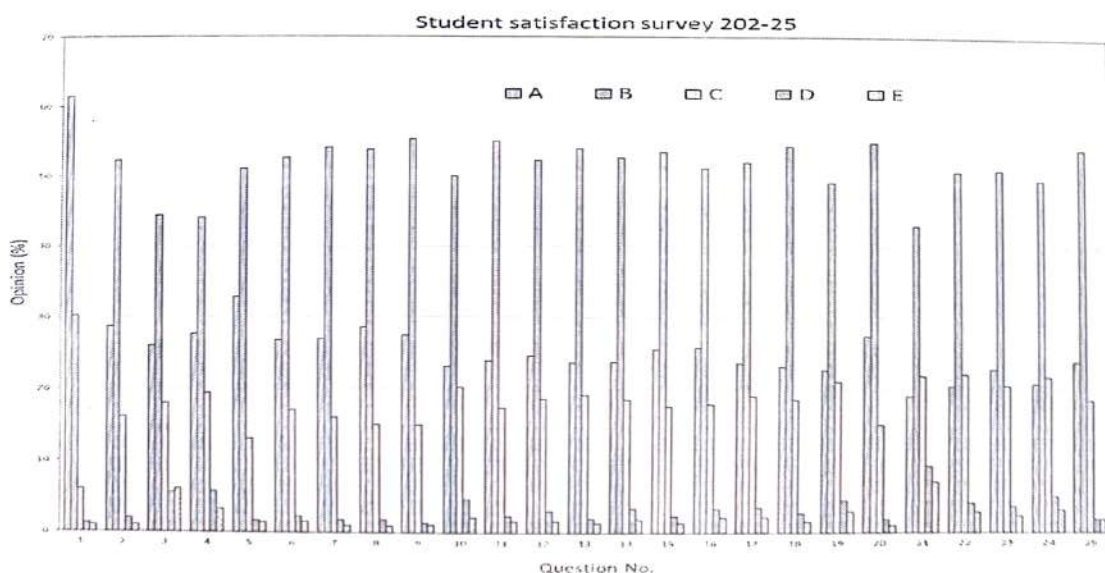


Figure 1: Graphical representation of opinions of answer for different questions

Observation of students on overall performance of institution

1. A good number of students (56.9%) pointed out that more than 85% syllabus was covered in classes.
2. 80.7 % students agreed that the teachers communicate with the students very effectively.
3. 65.5 % of students only stated that more than 70% of the teachers uses ICT tools such as LCD projector, Multimedia, etc. while teaching.
4. 72.9 % students agreed that teachers encouraged them to participate in extracurricular activities
5. 81.9 % students agreed that the internal evaluation process (mid and internal lab exams) by the teachers is fair and transparent.
6. A good number of students (77.4 %) acknowledged that the teaching and mentoring (counselling) process in the Institution facilitates the students in cognitive, social and emotional growth.
7. 79.8 % students agreed that the teachers inform the students about their expected competencies, course outcomes and Programme Outcomes.
8. 82.7 % students pointed out that the teachers illustrate the concepts through examples and applications.
9. 82.8 % students agreed that teachers prepares well for the classes
10. 71.7 % students agreed that teachers identifies their strengths and encourage them by providing right level of challenges.
11. A good number of students (76.1%) acknowledged that the institution make efforts to engage students in the monitoring, review and continuous quality improvement of the teaching learning process through feedback and similar systems.

**ANNAMACHARYA INSTITUTE OF TECHNOLOGY AND SCIENCES :: TIRUPATI
(AUTONOMOUS)**

Venkatapuram(V), Karakambadi Road, Renigunta(M), Tirupati-517 520, Chittoor, A.P

12. 73.7 % students expressed their consent that the teachers make effects to inculcate soft skills, life skills and employability skills to make them ready for the world of work.
13. Majority of students (76 %) discoursed that the institute/ teachers uses student centric methods, such as experiential/participative learning and problem solving methodologies for enhancing learning experiences.
14. 71.9 % of the students opined that the institution provides multiple opportunities to learn and grow (training programs, social relevant projects, mini project, annual social gathering, NSS etc).
15. 73.5 % of the students agreed that the institute have well-furnished laboratory facility.
16. 70.4 % of the students expressed that institute make effects for campus placements
17. Good number of students (68.1%) opined that the college make active interest in promoting Internship, student exchange, field visit opportunities for students
18. A good number of students (73.9 %) acknowledged that the college have student Academic Council & representation of students on academic & administrative bodies/committees of the institution
19. A good number of students (69.9 %) agreed that welfare schemes for students like scholarships, fellowships, etc. are available
20. More than 79.4 % students expressed that college have well-furnished library
21. Only 59.9 % students expressed that college have well-furnished sports facilities.
22. 66.4 % students agreed that facilities available in the institute are sufficient for conducting research work
23. A good number of students (71 %) acknowledged that the institute enhances the creative abilities of the students through competitions (Essay writing, elocution, debate, magazines etc)
24. More than 66.8 % students agreed that institute have complaint/suggestion box to report their grievances/issues
25. A large number of students (77.4 %) felt that the overall quality of teaching-learning process in the institute is very good.
26. The overall average percentage of opinion was found to be 74.4 %.

The % of opinion for options "A" and "B" in questions Q21 are less than the threshold limit of 60 %. Hence, the sports facilities are consider for improvements in the next academic year.

The % of opinion for options of all the questions are above the threshold limit of 60 %. Hence, no action plans are framed.

Analysis of suggestions

Out of 2967 responses, 1106 students provided suggestions. Among those, 320 suggestions were considered valid. These valid suggestions underwent further analysis to identify areas of

**ANNAMACHARYA INSTITUTE OF TECHNOLOGY AND SCIENCES :: TIRUPATI
(AUTONOMOUS)**

Venkatapuram(V), Karakambadi Road, Renigunta(M), Tirupati-517 520,Chittoor, A.P

improvement, and the findings were represented graphically in **Figure 2**. Suggestions exceeding 10% were considered for inclusion in the action plan. The areas targeted for improvement include events and cultural activities and these are detailed in **Table 6**.

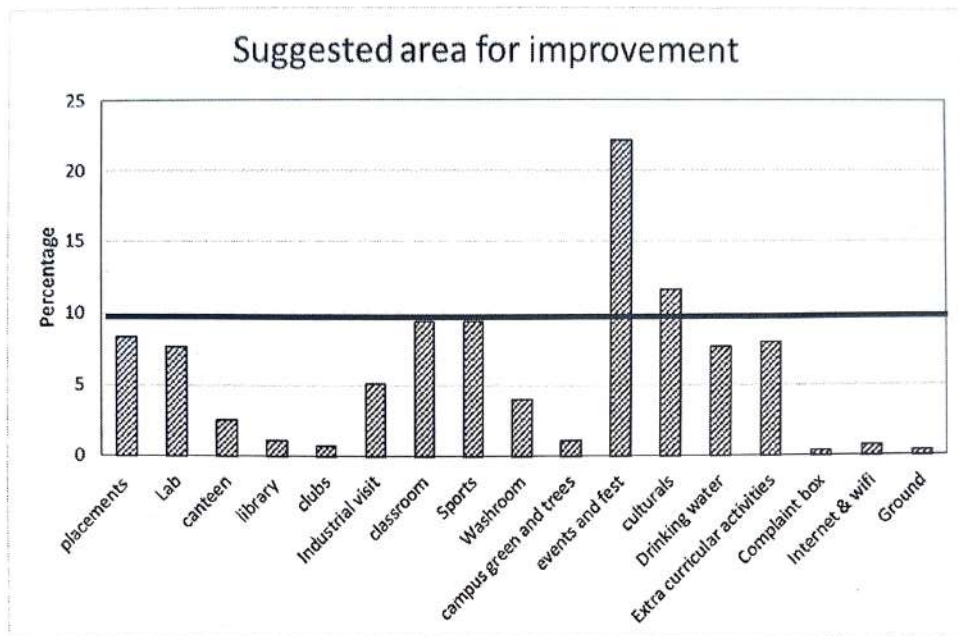


Figure 2: Graphical representation of suggested area for improvement

Table 6: Suggestions and action plan

Suggestions	Action plan
Suggestion: Events, fest and cultural activities	In the last academic year, 47 events related to fresher day, farewell, technical and non-technical events were conducted. In the next academic year, planned to increase the events.


Feedback coordinator